



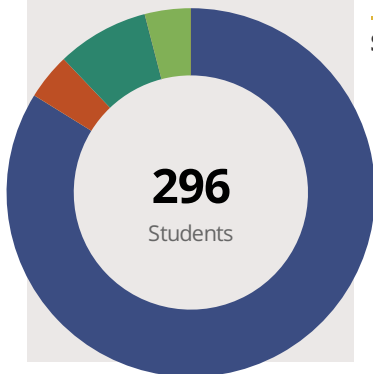
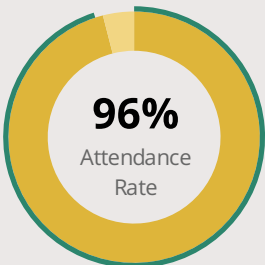
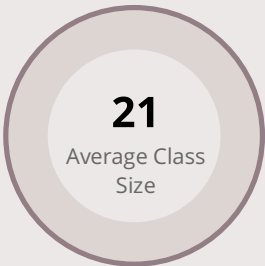
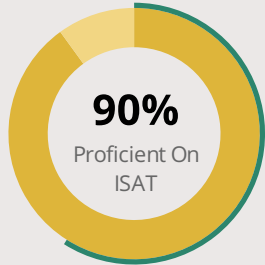
WALKER SCHOOL

120 WALKER AVE CLARENDON HILLS, IL 60514 1349 (630) 861-4600

Grades: K-5
District: HINSDALE CCSD 181

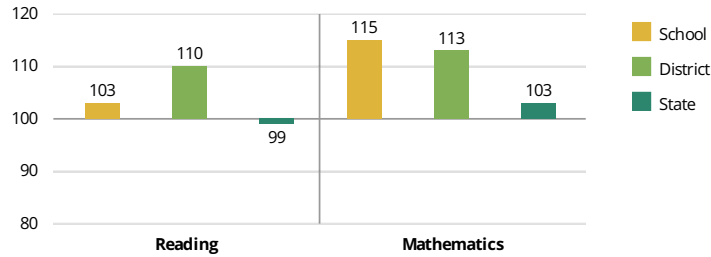
Principal: Mr. Eric Chisausky
Superintendent: Dr. Don White

FAST FACTS



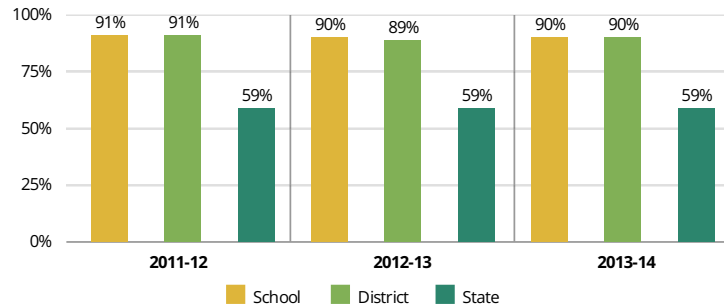
Academic Growth

To measure the amount of academic growth a school's students demonstrate, Illinois compares students' performance on the ISAT from one year to the next. Scores over 100 indicate that students are improving relative to their grade level, for example by moving from Below Standards to Meets Standards.



Academic Success

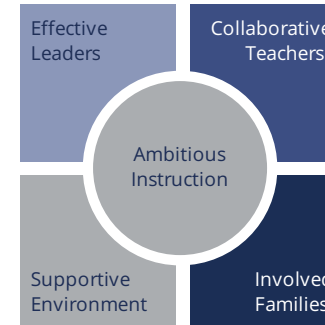
The percentage of students who meet or exceed standards on the Illinois Standards Achievement Test (ISAT).



Student Characteristics

White	83%	Low Income	3%
Black	0%	English Learners	1%
Hispanic	4%	With Disabilities	14%
Asian	8%	Homeless	0%
American Indian	0%		
Multiracial	4%		
Pacific Islander	0%		

School Environment



The **5Essentials Survey** allows students in grades 6-12 and all teachers to share their perspectives on essential conditions for learning. The anonymous survey consists of 5 components.

- Most implementation
- More implementation
- Average implementation
- Less implementation
- Least implementation
- Not Applicable/Low Response

Response Rates

Students	-
Teachers	59%

Average Effective Leaders

Do principals and teachers implement a shared vision for success?

More Collaborative Teachers

Do teachers collaborate to promote professional growth?

- Ambitious Instruction

Are the classes challenging and engaging?

- Supportive Environment

Is the school safe, demanding, and supportive?

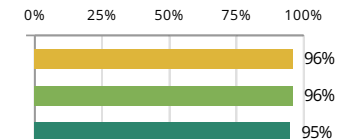
Most Involved Families

Does the entire staff build strong external relationships?

Student Attendance and Mobility

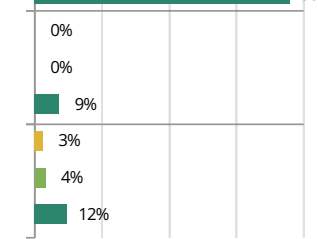
Attendance Rate

Rate at which students are present, not including excused or unexcused absences



Chronic Truancy Rate

Percentage of students who have been absent without valid reasons for 5% or more of regular school days



Student Mobility

Percentage of students who transfer in or out of the school during the school year, not including graduates

School District State



WALKER SCHOOL

School Highlights

Academic Courses

Art History, Band, Choir, Music Theory , Orchestra, Spanish Conversation and Culture

Career Development Courses and Programs

Physical Education, Heath and Wellness

• Physical Education Blue Ribbon Schools Award from the Illinois Associatio, Health Education Courses

Athletics

Other Programs and Activities

Art Club, Autism Walk Participant, Band, Battle of the Books, Book Cook Club, Chess Club, Choir, Clarendon Hills Park District, Family Nights, Language Clubs, Orchestra, Parent Associations, Rotary Run Charity Classic Participant, Running Mileage Club, Student Leadership Team, Technology Club

School Personnel Resources

Differentiation Specilaist, English as a Second Language Teacher, Librarian/Media Specialist, Paraprofessional, Reading Specialist, School Nurse, School Psychologist, School Social Worker, Special Education Teacher, Speech Language Pathology Teacher

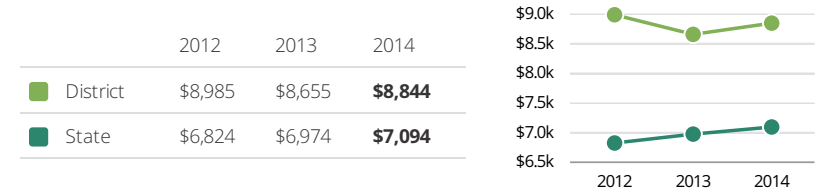
School Awards

Illinois State Board of Education Academic Excellence Award

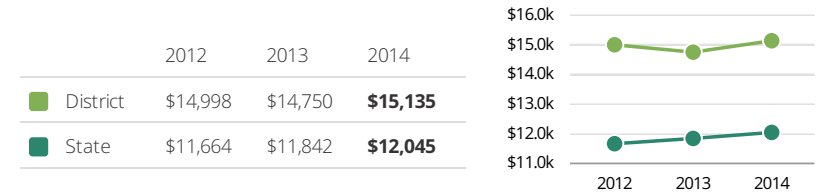
Facilities

District Finance

Instructional Spending per Pupil includes only the activities directly dealing with the teaching of students or the interaction between teachers and students.



Operational Spending per Pupil includes all costs for overall operations in this school's district, including Instructional Spending, but excluding summer school, adult education, capital expenditures, and long-term debt payments.



Educator Measures

In the last six years, **3 principals** have led this school. In the last three years, an average of **85% of teachers** return to this school from one year to the next.

Measures of teacher attendance and proficiency will be added to this report in 2015.

FOR MORE INFORMATION

Visit IllinoisReportCard.com to see additional details about each item of information for this school. There you will find charts spanning multiple years, detailed explanations, resources, more of the school's programs and activities, and powerful tools that let you dig deeper into data.

Most of this data has been collected by ISBE from school districts through data systems. Some information, such as the School Highlights, is entered directly by principals and can be updated throughout the year.