

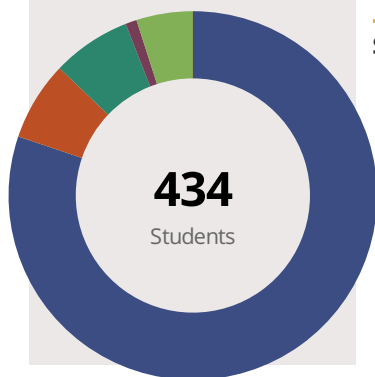
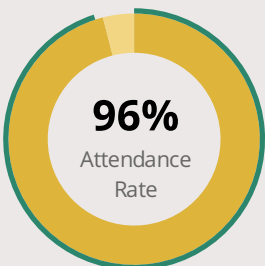
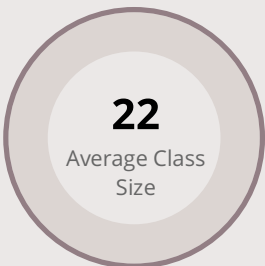
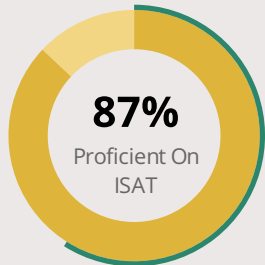
# MONROE ELEM SCHOOL

210 N MADISON ST HINSDALE, IL 60521 3241 (630) 861-4200

Grades: P-5  
District: HINSDALE CCSD 181

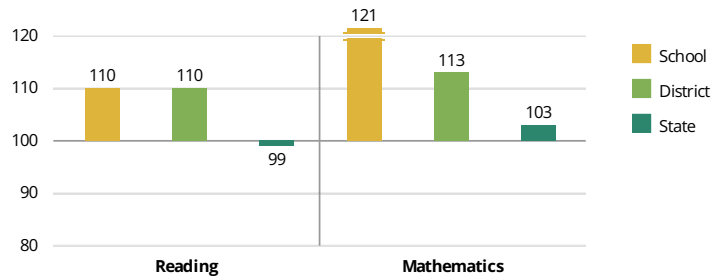
Principal: Mr. Justin Horne  
Superintendent: Dr. Don White

## FAST FACTS



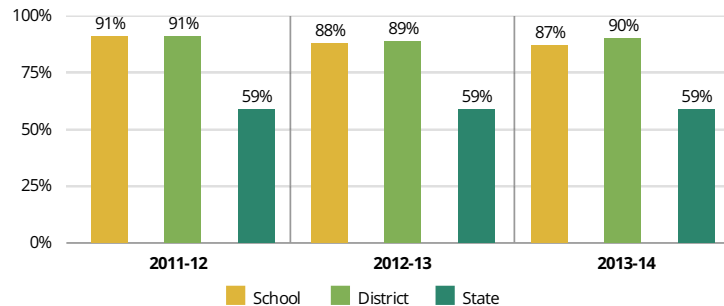
## Academic Growth

To measure the amount of academic growth a school's students demonstrate, Illinois compares students' performance on the ISAT from one year to the next. Scores over 100 indicate that students are improving relative to their grade level, for example by moving from Below Standards to Meets Standards.



## Academic Success

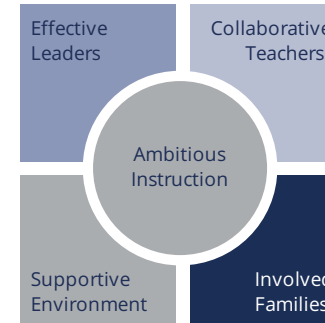
The percentage of students who meet or exceed standards on the Illinois Standards Achievement Test (ISAT).



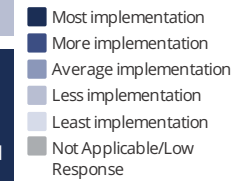
## Student Characteristics

White	81%	Low Income	2%
Black	0%	English Learners	1%
Hispanic	7%	With Disabilities	12%
Asian	7%	Homeless	0%
American Indian	1%		
Multiracial	5%		
Pacific Islander	0%		

## School Environment



The **5Essentials Survey** allows students in grades 6-12 and all teachers to share their perspectives on essential conditions for learning. The anonymous survey consists of 5 components.



### Response Rates

Students	-
Teachers	67%

### Average Effective Leaders

Do principals and teachers implement a shared vision for success?

### Less Collaborative Teachers

Do teachers collaborate to promote professional growth?

### - Ambitious Instruction

Are the classes challenging and engaging?

### - Supportive Environment

Is the school safe, demanding, and supportive?

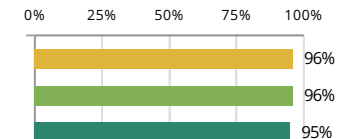
### Most Involved Families

Does the entire staff build strong external relationships?

## Student Attendance and Mobility

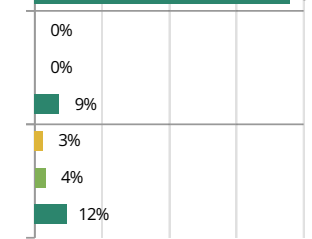
### Attendance Rate

Rate at which students are present, not including excused or unexcused absences



### Chronic Truancy Rate

Percentage of students who have been absent without valid reasons for 5% or more of regular school days



### Student Mobility

Percentage of students who transfer in or out of the school during the school year, not including graduates





# MONROE ELEM SCHOOL

## School Highlights

### Academic Courses

Art History, Band, Choir, Music Theory, Orchestra, Spanish - 5th Grade, Summer School

### Career Development Courses and Programs

### Physical Education, Health and Wellness

Health Education Courses, Physical Education Blue Ribbon Schools Award from the IL Ass. of Health Physical Education, Recreation and Dance (2012-2017)

### Athletics

### Other Programs and Activities

Art Club, Autism Walk Participant, Chess Club, Chorus, DARE program, Family Nights, Parent Associations, Rotary Run Charity Classic Participant, Student Council/Government, Technology Club

### School Personnel Resources

Paraprofessional, School Nurse, Special Education Teacher, Speech Language Pathology Teacher

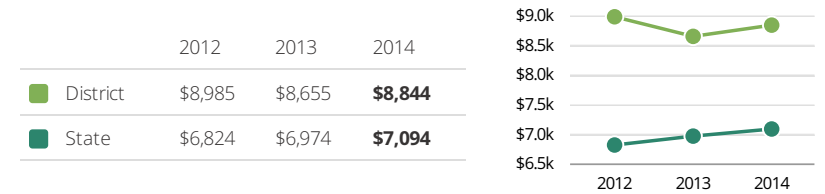
### School Awards

Illinois State Board of Education Academic Excellence Award

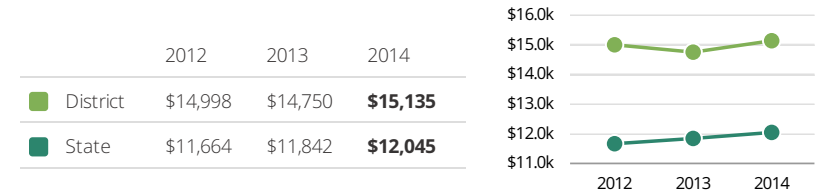
### Facilities

## District Finance

**Instructional Spending per Pupil** includes only the activities directly dealing with the teaching of students or the interaction between teachers and students.



**Operational Spending per Pupil** includes all costs for overall operations in this school's district, including Instructional Spending, but excluding summer school, adult education, capital expenditures, and long-term debt payments.



## Educator Measures

In the last six years, **3 principals** have led this school. In the last three years, an average of **83% of teachers** return to this school from one year to the next.

Measures of teacher attendance and proficiency will be added to this report in 2015.

## FOR MORE INFORMATION

Visit [IllinoisReportCard.com](http://IllinoisReportCard.com) to see additional details about each item of information for this school. There you will find charts spanning multiple years, detailed explanations, resources, more of the school's programs and activities, and powerful tools that let you dig deeper into data.

Most of this data has been collected by ISBE from school districts through data systems. Some information, such as the School Highlights, is entered directly by principals and can be updated throughout the year.