



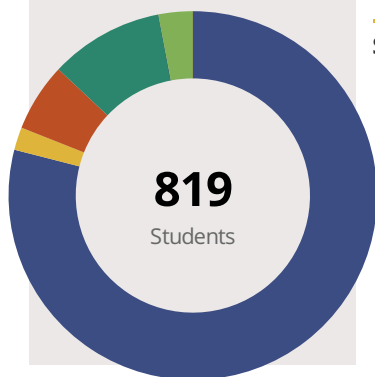
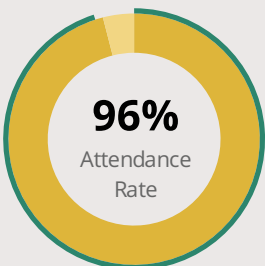
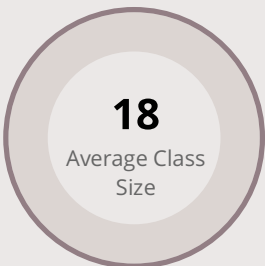
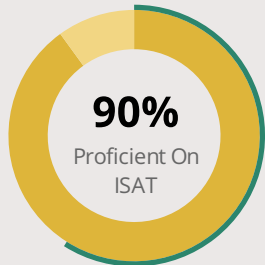
# HINSDALE MIDDLE SCHOOL

100 S GARFIELD ST HINSDALE, IL 60521 4252 (630) 861-4700

Grades: 6-8  
District: HINSDALE CCSD 181

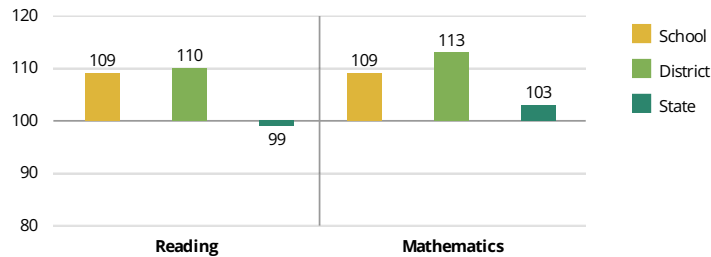
Principal: Mr. Ruben Pena  
Superintendent: Dr. Don White

## FAST FACTS



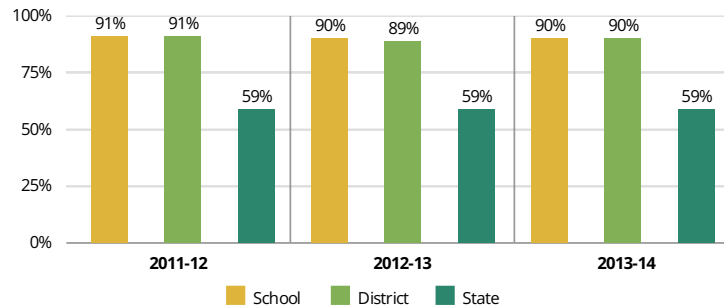
## Academic Growth

To measure the amount of academic growth a school's students demonstrate, Illinois compares students' performance on the ISAT from one year to the next. Scores over 100 indicate that students are improving relative to their grade level, for example by moving from Below Standards to Meets Standards.



## Academic Success

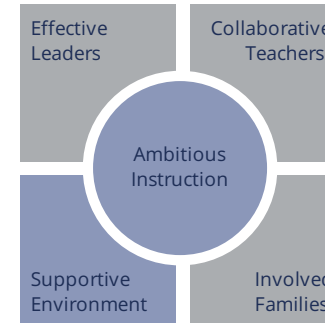
The percentage of students who meet or exceed standards on the Illinois Standards Achievement Test (ISAT).



## Student Characteristics

White	79%	Low Income	5%
Black	2%	English Learners	1%
Hispanic	6%	With Disabilities	11%
Asian	10%	Homeless	0%
American Indian	0%		
Multiracial	3%		
Pacific Islander	0%		

## School Environment



The **5Essentials Survey** allows students in grades 6-12 and all teachers to share their perspectives on essential conditions for learning. The anonymous survey consists of 5 components.

- Most implementation
- More implementation
- Average implementation
- Less implementation
- Least implementation
- Not Applicable/Low Response

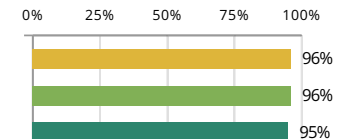
### Response Rates

Students	72%
Teachers	27%

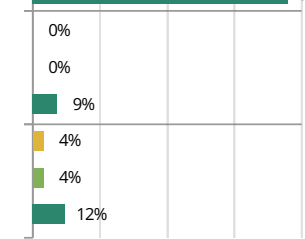
- Effective Leaders**  
Do principals and teachers implement a shared vision for success?
- Collaborative Teachers**  
Do teachers collaborate to promote professional growth?
- Average Ambitious Instruction**  
Are the classes challenging and engaging?
- Average Supportive Environment**  
Is the school safe, demanding, and supportive?
- Involved Families**  
Does the entire staff build strong external relationships?

## Student Attendance and Mobility

**Attendance Rate**  
Rate at which students are present, not including excused or unexcused absences



**Chronic Truancy Rate**  
Percentage of students who have been absent without valid reasons for 5% or more of regular school days



**Student Mobility**  
Percentage of students who transfer in or out of the school during the school year, not including graduates

School District State



# HINSDALE MIDDLE SCHOOL

## School Highlights

### Academic Courses

7th Grade Algebra, 8th Grade Algebra, Art History, Band, Choir, Clothing, Computer Graphics, Foods, French, Music Theory, Orchestra, Spanish, Summer School, Theater, Title 1 Programs

### Physical Education, Health and Wellness

Health Education Courses

### Other Programs and Activities

Art Club, Autism Walk, Battle of the Books, Chess Club, Civil War Days, DARE program, Debate Team, Drama/Theatre, Environmental Club, Family Nights, Grooving Strings, Homework Club, Jazz Band, Math Club, Parent Associations, Peer Leadership, Rotary Run Charity Classic, World War II Days, Yearbook Club

### School Awards

Blue Ribbon, ISBE Academic Excellence

### Career Development Courses and Programs

### Athletics

Boy's Basketball, Boy's Cross Country, Boy's Track & Field, Boy's Volleyball, Girl's Basketball, Girl's Cross Country, Girl's Track & Field, Girl's Volleyball

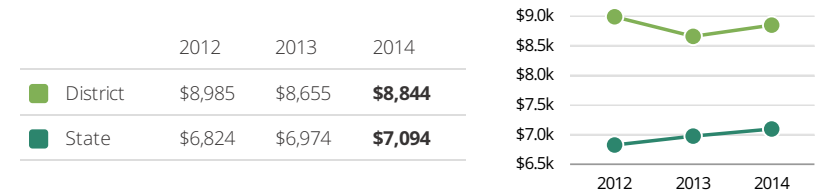
### School Personnel Resources

English as a Second Language Teacher, Paraprofessional, School Nurse, Special Education Teacher, Speech Language Pathology Teacher, Supervisory Dean

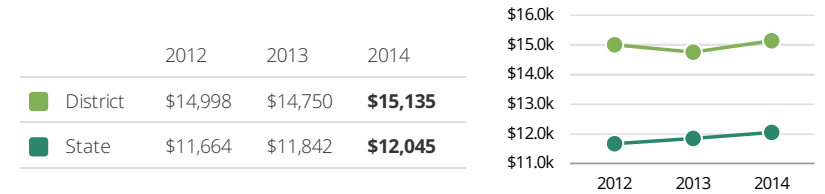
### Facilities

## District Finance

**Instructional Spending per Pupil** includes only the activities directly dealing with the teaching of students or the interaction between teachers and students.



**Operational Spending per Pupil** includes all costs for overall operations in this school's district, including Instructional Spending, but excluding summer school, adult education, capital expenditures, and long-term debt payments.



## Educator Measures

In the last six years, **1 principal** have led this school. In the last three years, an average of **93% of teachers** return to this school from one year to the next.

Measures of teacher attendance and proficiency will be added to this report in 2015.

## FOR MORE INFORMATION

Visit [IllinoisReportCard.com](http://IllinoisReportCard.com) to see additional details about each item of information for this school. There you will find charts spanning multiple years, detailed explanations, resources, more of the school's programs and activities, and powerful tools that let you dig deeper into data.

Most of this data has been collected by ISBE from school districts through data systems. Some information, such as the School Highlights, is entered directly by principals and can be updated throughout the year.