

INDOOR AIR QUALITY ASSESSMENT REPORT

**COMMUNITY CONSOLIDATED SCHOOL DISTRICT 181
HINSDALE MIDDLE SCHOOL
100 SOUTH GARFIELD AVENUE
HINSDALE, ILLINOIS
IES NO. 915-01**



INTEGRITY

ENVIRONMENTAL SERVICES, INC.

INDOOR AIR QUALITY ASSESSMENT REPORT

COMMUNITY CONSOLIDATED SCHOOL DISTRICT 181
HINSDALE MIDDLE SCHOOL
100 SOUTH GARFIELD AVENUE
HINSDALE, ILLINOIS
IES NO. 915-01



January 10, 2014

C-11028

Mr. Gary Frisch
Assistant Superintendent of Business and Operations
Community Consolidated School District 181
6010 South Elm Street
Burr Ridge, Illinois 60527

Dear Mr. Frisch:

Final Report
Focused Indoor Air Quality Assessment
Community Consolidated School District 181
Hinsdale Middle School
100 South Garfield Avenue
Hinsdale, Illinois
IES No. 915-01

Integrity Environmental Services, Inc. has completed this final Indoor Air Quality Assessment Report for the above referenced District facility. One (1) original and two (2) copies of the Report have been provided.

This Report has been prepared based on observations made and sample data collected during our building investigation and sampling work conducted between November 26 and December 23, 2013.

Opinions made or formed, other than those expressed herein are those of the reader and in no way shall obligate Integrity Environmental Services, Inc. The findings presented in this Report are representative of the date and times that the samples were collected. The findings presented herein should not be used or relied upon to evaluate the air quality measurements obtained at significantly later dates.

If you have any questions, please feel free to contact our office at (630) 718-9133.

INTEGRITY ENVIRONMENTAL SERVICES, INC.


Guy S. Tawzer
Vice President, Air Quality Division

Mark J. Ravanese
President

TABLE OF CONTENTS

INDOOR AIR QUALITY ASSESSMENT REPORT
COMMUNITY CONSOLIDATED SCHOOL DISTRICT 181
HINSDALE MIDDLE SCHOOL
100 SOUTH GARFIELD AVENUE
HINSDALE, ILLINOIS
IES NO. 915-01

1. EXECUTIVE SUMMARY
 - A. INTRODUCTION
 - B. INSPECTION SUMMARY
 - C. SAMPLING STRATEGY
 - D. DATA SUMMARY
 - E. VISUAL OBSERVATIONS
 - F. CONCLUSIONS
 - G. RECOMMENDATIONS
2. EXHIBITS
 - A. SAMPLE LOCATION DRAWINGS
 - B. INDOOR AIR QUALITY SAMPLE SUMMARY TABLES
 - C. LABORATORY ANALYTICAL RESULTS FOR MOLD SPORES
 - D. THERMAL IMAGES
 - E. THERMAL IMAGE LOCATION DIAGRAM
 - F. PHOTOGRAPHS
 - G. PHOTO LOCATION DIAGRAM
3. MICROBIAL DEFINITIONS



EXECUTIVE SUMMARY

INDOOR AIR QUALITY ASSESSMENT REPORT
COMMUNITY CONSOLIDATED SCHOOL DISTRICT 181
HINSDALE MIDDLE SCHOOL
100 SOUTH GARFIELD AVENUE
HINSDALE, ILLINOIS
IES NO. 915-01

A. INTRODUCTION:

The following paragraphs provide a narrative description of an indoor air quality assessment conducted for Community Consolidated School District 181 within the above referenced facility. The study was requested as part of a program to proactively address any existing and/or potential indoor air quality concerns raised by faculty and staff members in order to help maintain the well being of the occupants of Hinsdale Middle School.

At the request of the School District, Integrity Environmental Services, Inc. (IES) was present at the Hinsdale Middle School on Tuesday, November 26, 2013, Monday and Tuesday, December 2 and 3, 2013, Thursday, December 12, 2013, and Monday, December 23, 2013 to conduct an indoor air quality (IAQ) assessment. The IAQ assessment was conducted to document ambient air conditions within the subject School District facility, including the levels of carbon dioxide, carbon monoxide, temperature, and relative humidity, to collect and document concentrations of airborne mold spores and mold spores in carpeting, and to visually inspect building areas and components for evidence of water intrusion and, where possible, the physical condition of the building's HVAC system and associated duct work.

As part of the investigation, IES representatives met with the school's principal and teacher's association representatives regarding air quality issues raised by faculty and staff members within the building and any school building IAQ issues that may have been raised by students or parents. A visual inspection of representative areas within the school, including classrooms, offices, the MRC and the school gymnasium was conducted. During this inspection, the IES representative also noted the conditions within the school building during the walk-through with faculty and staff representatives during the sample collection portion of the investigation, as well as during the inspection of the building's HVAC system.

Following the development of a sample collection strategy, the IES representative conducted airborne mold spore sample collection on December 2, 2013, and IAQ monitoring on December 3, 2013. A survey using a thermal imaging camera was also conducted on December 3, 2013, concentrating on areas that previously exhibited various degrees of water intrusion. A visual inspection of the school building's HVAC system was conducted on December 12 and 23, 2013. A more detailed description of the IAQ monitoring and air sample collection is provided in the sample strategy section of this report (Section C). A more detailed description of the thermal imaging survey and visual HVAC inspection is provided in the visual observations section of this report (Section E).

IES conducted the air sample collection, indoor air quality study procedures, and a portion of the site inspection under normal building conditions and during normal school hours. A portion of the visual HVAC system inspection was performed on December 23, 2013, during the winter holiday recess when the building was unoccupied. At all interior areas sampled, the windows and exterior doors were closed, and the building's HVAC system was operational (normal operation) during each of the sampling events.

On both December 2 and 3, 2013, the dates of sample collection and sample readings, the weather was overcast, breezy, and cold.

B. INSPECTION SUMMARY:

Prior to the IAQ study, IES was informed that several members of the school's faculty and staff have raised building-related indoor air quality concerns. Additionally, according to a written survey provided to the faculty and staff by school administrators, students have also reported the occurrence of headaches and odd odors in some classrooms.

During a discussion with the school building's maintenance engineer, the IES representative was informed that heating and cooling within the building is controlled using forced-air by means of roof-top air handling units (AHUs). All systems are maintained on a regular basis and schedule. Filters are visually inspected regularly and are changed on an "as needed" basis. Filters are typically changed three (3) times a year; during the summer, winter and spring breaks (approximately every four (4) months).

The ventilation system within the School District facility is air-conditioned. Air within the supply ducts is usually a combination of outside air and re-circulated indoor air. Outside air intake is usually set at 10% but may be increased depending on interior conditions including levels of CO₂. The building's return system utilizes the open plenums on the first and second floors of the main school building, and return ducts on the building's third floor and within the school's "portable building." The IES representative was also informed that it is the School District's policy to try and maintain indoor building temperatures within the American Society of Heating, Refrigeration, and Air Conditioning Engineers (ASHRAE) guidelines.

A visual inspection was performed throughout the building. The floors in most areas are finished with vinyl tile. Carpeting was viewed in the main office, the Student Services Area, the MRC, throughout the area of the building referred to as the "portable classrooms", and in portions of the building's Commons Area. Ceilings throughout most of the building consist of lay-in ceiling. The third floor gymnasium exhibits an exposed corrugated metal roof deck ceiling and concrete block walls. Classroom 119 (Art) and the Commons Area exhibit exposed structural beams and fiberglass ceiling batting. The "portable classrooms" and the adjacent hallway exhibit ceilings of solid sheeting with a textured finish. While visible mold has been frequently observed in the past, and various sections of the building have required mold remediation, and evidence of water intrusion was observed during this investigation, no obvious signs of mold growth were observed in any of the areas of the school building included in this investigation.

C. SAMPLING STRATEGY:

Indoor Air Quality –

Guidelines suggested by the American Indoor Air Quality Association (AIAQA), the EPA National Ambient Air Quality Standards (NAAQS), and ASHRAE were utilized to help interpret the CO, CO₂, temperature, and relative humidity sample data. Environmental sample readings were collected from twenty-two (22) separate locations within the school building. Readings were collected at each location during both the morning and afternoon. At each sample location, the IES representative collected simultaneous readings for CO, CO₂, temperature, and relative humidity using a QTrak IAQ Monitor, Model 7565, manufactured by TSI, Inc.

At each sample location, the IAQ monitor was placed at breathing zone level in an area of the room that would result in minimal distraction to the on-going classroom/administrative activities. The duration of each set of readings was five (5) minutes. The average reading of each parameter (CO, CO₂, temperature, and relative humidity), and the time that the reading was taken, was recorded by the IES representative prior to moving to the next sample location. A separate set of sample readings was collected outside the building as baseline or background data. The QTrak is considered to be a “direct-read” instrument.

Refer to Section 2, Exhibit A for the illustration of all reading locations. Tables listing the direct read environmental sample results can be found in Section 2, Exhibit B.

Mold Spores –

The sampling protocols for this project were developed in conjunction with existing guidelines and recommendations presented by the American Conference of Governmental Industrial Hygienists (ACGIH), the American Industrial Hygiene Association (AIHA), and Environmental Microbiology Laboratories, Inc. (EMLab), a nationally recognized, AIHA proficiency-tested laboratory specializing in microbial testing. In conjunction with our Air Quality Division, guidelines suggested by the AIAQA and Mycotech Biological, Inc. (MBI) were utilized in helping determine and interpret sample data.

It should be noted that there are no current regulatory requirements governing the testing strategies and interpretation of sample data at this time. Our sampling strategy has included the incorporation of current guidelines and recommendations, as well as state-of-the-art methodologies to help define the levels of mold and related airborne bioaerosols in the subject areas located within the Hinsdale Middle School. IES collected representative samples within each sample location.

At each area air sample location, the IES representative collected a sample for mold spores using a particulate sampling cassette known as an “Allergenco-D Disposable Air Sampling Cassette. The duration of each of the mold spore air samples was five (5) minutes at each sample location. A separate area air sample was collected for mold spores outside the facility as a baseline or background samples.

Microvac carpet dust samples were collected from various locations within the school building. Each sample was collected using a high volume vacuum pump attached to a 0.8 μ MCE dust cassette by means of flexible vinyl tubing. Prior to sampling, a 100 square centimeter (cm²) template was placed on the carpet. The high-volume air sample pump was calibrated to at least 20 liters per minute (LPM) and the area of carpet within the template was vacuumed to collect carpet dust in an attempt to collect any mold spores that have possibly collected within the carpet.

Following collection, each air and microvac sample cassette was properly sealed, contained, and issued a separate and unique sample number. Each sample number and corresponding sample location was recorded on the laboratory's chain of custody form. All samples were relinquished to STAT Analysis Corporation, Chicago, Illinois, for analysis. The IES representative collected a total of twenty-six (26) area air samples and twelve (12) microvac carpet dust samples for mold spores (including the required QA/QC blanks). All sample locations are illustrated in Section 2, Exhibit A of this report.

Each of the air samples and microvac samples collected was analyzed for the presence, type, and quantity of fungal spores.

D. DATA SUMMARY:

Indoor Air Quality –

During the morning, indoor levels of CO ranged between 0.3 and 1.0 parts per million (ppm). The highest reading was detected within Room 115. The indoor concentrations of CO₂ ranged between 660 and 2,298 ppm. The highest reading was detected within Room 1 of the "portable classrooms". Morning indoor temperatures ranged between 67.8°F and 73.4°F, while the indoor relative humidity ranged between 27.6% and 40.3%. The morning reading collected outside the building, on the south exterior, at the beginning of the session showed no level of CO (0.0 ppm). The level of CO₂ was shown to be 410 ppm. The exterior morning temperature was 41.8°F. The exterior relative humidity reading was 77.0%.

During the afternoon, interior levels of CO ranged between 0.1 and 0.7 ppm. The indoor CO₂ concentrations ranged between 575 and 1,748 ppm (The highest reading was detected within Room 1 of the "portable classrooms"). The afternoon indoor temperatures ranged between 69.4°F and 74.2°F, while indoor relative humidity ranged between 32.7% and 42.7%. The afternoon readings collected on the south side of the building's exterior, at the beginning and at the end of the session showed no detectable level of CO (0.0 ppm). The outside levels of CO₂ were shown to be 410 ppm and 411 ppm respectively. The respective exterior afternoon temperatures were 46.4°F and 49.0°F. The respective exterior relative humidity readings were 77.8% and 81.9%.

The EPA NAAQS state that CO levels of 35 ppm for a 1-hour exposure and 9 ppm for an 8-hour exposure should not be exceeded more than once a year, per person. While these levels are intended to protect the health of the general public, they do not directly apply to indoor environments.

According to ASHRAE Standard 62.1-2010, classrooms containing children ages 9 and above should be provided with thirteen (13) cfm of outside air (based on occupancy of thirty-five (35) people per 1,000 ft²). Standard 62.1-2010, Informative Appendix C recommends indoor concentrations of CO₂ not exceed the outdoor concentrations by more than 700 ppm. CO₂ levels above those recommended are a possible indication of poor ventilation.

Former ASHRAE Standard 55-1992 recommended indoor summer temperatures between 73°F and 79°F and indoor winter temperatures between 68°F and 74.5°F. To minimize the growth of microorganisms, former ASHRAE Standard 62-2001 recommended that the relative humidity be maintained between 30% and 60%.

ASHRAE Standard 55-2010, Section 5.2.1.1 provides acceptable ranges of operative temperatures that meet the criteria specified within the Section. The operative temperature "comfort zone" for warm environments ranges between 75°F and 83°F. The operative temperature "comfort zone" for cold environments ranges between 67°F and 79°F. The temperatures within each range are designed to be acceptable to 80% of a building's occupants. It should be noted that at the time of this assessment, the exterior environmental conditions were considered to be cold.

ASHRAE Standard 62.1-2010, Section 5.9.1 recommends that the upper relative humidity within an occupied space be limited to 65% or less. There is no longer a recommended lower relative humidity limit.

IAQ sample results show that CO was detected during both the morning and afternoon sessions, but in very small amounts. Results also show that during each sampling event, some of the classrooms exhibited elevated concentrations of CO₂. These concentrations, considered to be above the recommended ASHRAE guidelines are associated with classrooms containing large numbers of students and/or associated with rooms that may be too small for the amount of people within the room at the time of the investigation. Interior temperatures during each sampling event appeared to be within the acceptable range for cold exterior conditions. Relative humidity during each sampling event was also below the upper limit of 65%. While temperatures and relative humidity readings were within acceptable limits, it should be noted that temperatures did vary (sometimes considerably) between the classrooms and interior relative humidity readings were always noted as being much lower than the exterior recordings.

Mold Spores –

Mold spores were found on all twenty-five (25) of the air samples collected both inside and outside of the school building during this investigation. Mold spores were also found on all eleven (11) of the microvac carpet dust samples collected during this investigation. Results of the air sample analysis show that ten (10) types of mold spores were found on the collected air samples. Five (5) types of mold spores (*Ascospores*, *Cladosporium sp.*, *Eppicoccum sp.*, *Pithomyces sp.*, and *Smuts/Myxomycetes sp.*) were found both inside and outside the building.

Three (3) types of spores (*Alternaria sp.*, Basidiospores, and Rusts) were found exclusively on air samples collected inside the building. Two (2) types of spores (*Aspergillus/Penicillium*-type spores and a single spore from the genus *Nigrospora sp.*) were found exclusively on the air sample collected outside of the building.

The reported interior mold spore concentrations ranged from "very low" to "very high". The interior concentrations are reflective of the corresponding exterior concentrations. The reported exterior concentration of Ascospores is considered to be "moderate". The reported exterior concentration of *Clasodsporium sp.* is considered to be "low". The reported exterior concentration of *Epicoccum sp.* is considered to be low. The reported exterior concentration of *Pithomyces sp.* is also considered to be "low". The reported exterior concentration of the group including Smuts and *Myxomycetes sp.* spores is considered to be "high". All interior airborne sample concentrations of mold spores were reported to be well below the MBI guideline of 650 spores per cubic meter of air (spores/m³) for individual spore concentrations, and the MBI guideline of 2,000 spores/m³ for total spore concentrations.

Although the airborne sample concentrations of most of these mold spores are considered to be within or below normal levels for the general population (as expected at this time of year), persons who are sensitive and/or allergic to molds may still experience some discomfort.

Laboratory results for the microvac carpet dust samples reported that mold spores were found on all ten (10) of the collected samples. All but two (2) types of spores identified on the carpet dust samples were also identified on the interior air samples collected within the building. Mold spores found within carpet dust samples are also commonly brought in on the shoes, clothing, and equipment of the students, faculty and staff.

Refer to Section 2, Exhibit C for Laboratory Analytical Results. Refer to Section 3, Definitions, for additional information regarding the types of mold spores mentioned above.

E. VISUAL OBSERVATIONS

In addition to visually observing the conditions throughout the school building within many of the classrooms, office spaces, common areas and mechanical areas, IES representatives also visually inspected the interior of the HVAC system, where possible, and used thermal imaging equipment on surfaces such as ceilings and walls. The use of the FLIR i7 Compact InfraRed Camera aided the IES representatives as they tried to determine the presence of moisture behind walls and above ceilings. While a thermal imaging camera does not indicate whether or not mold itself is present, it does indicate the presence of a difference in temperature on a surface it is pointed at by means of a color change. A portion of a surface that is wet will exhibit a difference in temperature compared to the portion of the same surface that is dry. Any portion of an interior building surface that is in contact with the exterior air will also exhibit a difference in temperature. When viewing a thermal image, a darker color indicates a colder temperature.

A review of the thermal images taken within the Hinsdale Middle School generally revealed temperature differences in wall/ceiling and wall/floor intersections where insulation is typically poor, as well as around exterior metal doors and exterior metal window frames. The metal framing for the lay-in ceiling grids also exhibited a difference in temperature in many locations, which is not uncommon. There were no obvious indications of moisture on any of the lay-in ceiling tiles, or on the majority of walls that were scanned. Thermal scan numbers 7 and 8 (Assistant Principal's office), and numbers 62 and 63 (the Nurse's Office) did however reveal differences in temperatures in the corners, near the ceiling, along each room's exterior wall. Due to the colder temperatures typical for late fall and winter, this may be an indication that penetrations in the exterior wall maybe present, allowing for the intrusion of cold air and/or moisture. It should be noted that cracks were noted in the caulking that outlines the metal mansard-style roofs in several locations below the second floor windows, along the building's south exterior wall.

Refer to Section 2, Exhibit D to view the thermal images collected during this investigation. Refer to Section 2, Exhibit E for a diagram of the thermal image locations.

During a visual inspection of the school building's HVAC system, the IES representative observed the presence of a fiberglass lining in many portions of the ductwork (especially throughout the ducts located in the portable classroom building). A fiberglass/horse hair-like lining was also observed within the ductwork in several locations on the first floor of the main school building. Very few ducts exhibited external insulation/lining. While no moisture was observed within the inspected portions of the ductwork, the IES representative did note the obvious presence of dust within both the internally lined and unlined ducts. Significant quantities of dust were also observed on many of the supply vent diffusers, as well as on several of the return vent covers. It was also noted that non-asbestos-containing spray-applied fireproofing insulation is present within the open plenum spaces above the lay-in ceilings throughout the school building. In several locations this spray-applied insulation was observed to be deteriorated and in some areas the debris was lying on top of the lay-in ceiling tiles.

Refer to Section 2, Exhibit F for photographs taken during this investigation. Refer to Section 2, Exhibit G for a diagram of photograph locations.

F. CONCLUSIONS:

Based on our inspection, sample collection work, and laboratory analysis, Integrity Environmental Services, Inc. has made the following conclusions:

- Four (4) interior CO₂ readings in the morning (Room 115, Classroom 1 in the portable building, Classroom 3 in the portable building, and Room C308) and six (6) interior CO₂ readings during the afternoon (The Commons Area, Room 119, Classroom 1 in the portable building, Classroom 3 in the portable building, the Gymnasium, and Room C308) were over 700 ppm above the respective outdoor CO₂ readings. While many elevated readings were collected in rooms with higher occupancy levels, a few elevated readings were collected from rooms with no occupants at the time of the collection. It is assumed that in many of these rooms/areas, the room was occupied by a large number of people prior to sample collection.

- Levels of CO detected within the school building, both in the morning and in the afternoon, were undetectable and therefore well below the NAAQS PEL of 9 ppm.
- All of the recorded interior temperatures within both the morning and the afternoon were within the recommended operative temperature "comfort zone" for cold environments.
- All interior readings for relative humidity throughout the school building were considerably lower than the recommended upper limit, as expected for this time of year.
- No obvious interior sources of mold spores were identified. The cold exterior temperatures and the low humidity is the probable cause for the reported low to moderate levels of most of the airborne mold spores collected both inside and outside of the school building. As expected, the higher than normal interior concentrations of Smuts and spores from the genus *Myxomycetes* sp. are directly related to their elevated respective exterior concentration. Concentrations of airborne mold spores, both inside and outside can be expected to increase as temperatures and humidity also increase.
- Visible cracks in the exterior caulking associated with the metal mansard-style roofs and around windows are a possible source for reoccurring water intrusion.

G. RECOMMENDATIONS:

Based upon sample analysis results and visual observations made during this assessment, Integrity Environmental Services, Inc. recommends that the following actions be taken:

1. Continue to maintain all HVAC systems on a regular and periodic schedule, including the routine inspection and replacement of system air filters, and the routine inspection and maintenance of roof drains and AHU drain pans.
2. Continue to maintain building temperatures and airflow rates according to ASHRAE Standards.
3. Continue to conduct periodic assessments and adjust HVAC systems as necessary to accommodate changes such as building renovations and/or occupancy levels that could affect air quality and thermal comfort levels within the school building. Consideration should be given to increasing the volume of outdoor air in classrooms/areas with increased occupancy levels.
4. A periodic and routine cleaning of the HVAC ducts should be considered. Cleaning of all debris above the ceilings, and repair of damaged spray-applied fireproofing should also be considered. A consistent, elevated level of airborne particles can also reduce the quality of indoor air.
5. Continue to routinely vacuum and clean all existing carpeting within the building. If not currently incorporated, the periodic use of both an anti-microbial shampoo and HEPA vacuums should be considered.

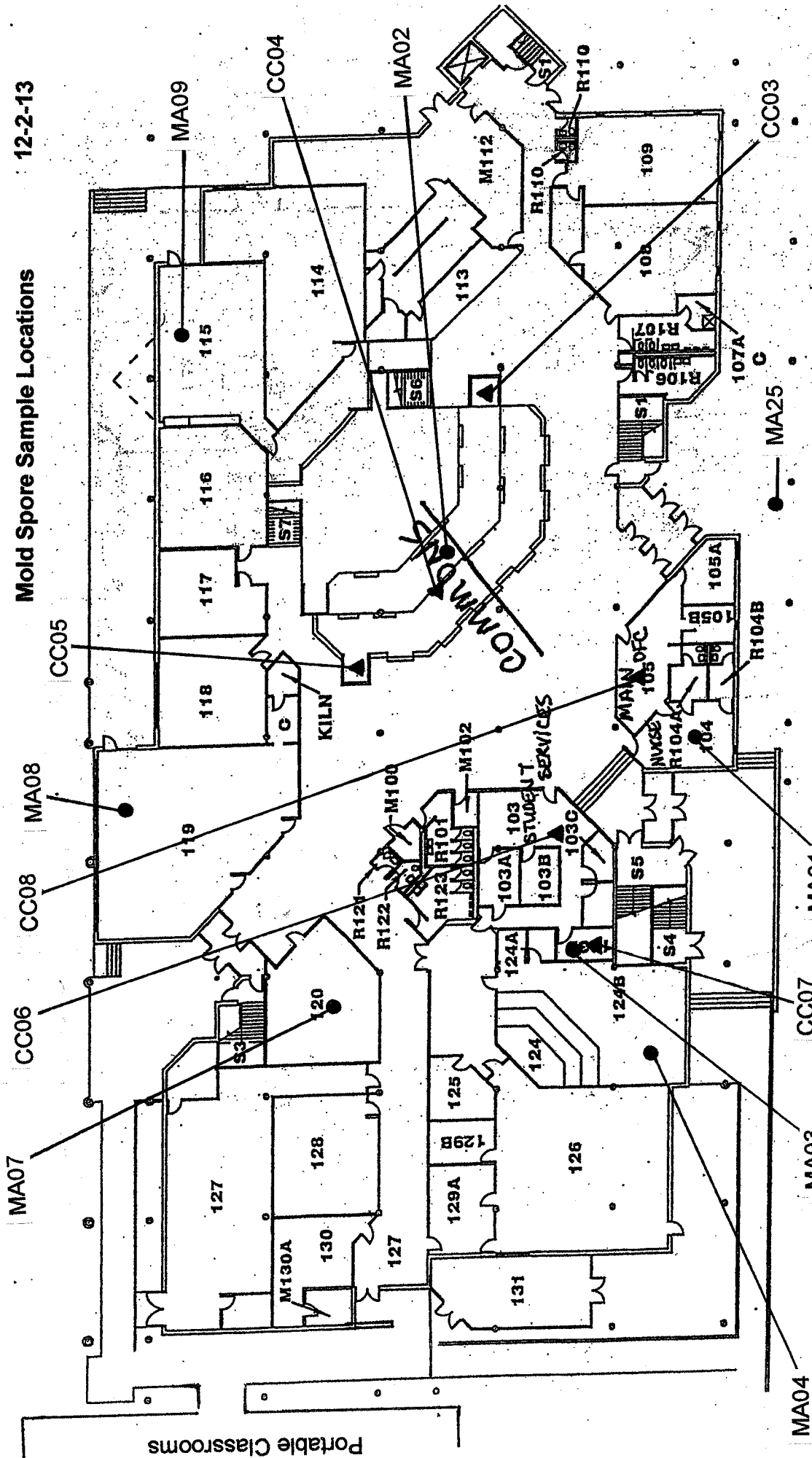
6. Inspect and repair (where needed) all exterior caulking located around roofing connections, windows, doors, and building other joints.
7. Insure that all exterior drains near building entrances are free of debris, especially during the spring and fall seasons when heavier rainfalls are more likely to occur.
8. Additional investigation for water intrusion and the presence of mold should be considered during the springtime when the possibility of these problems is more likely.

EXHIBIT A

MOLD SPORE SAMPLE LOCATIONS

12-2-13

Mold Spore Sample Locations



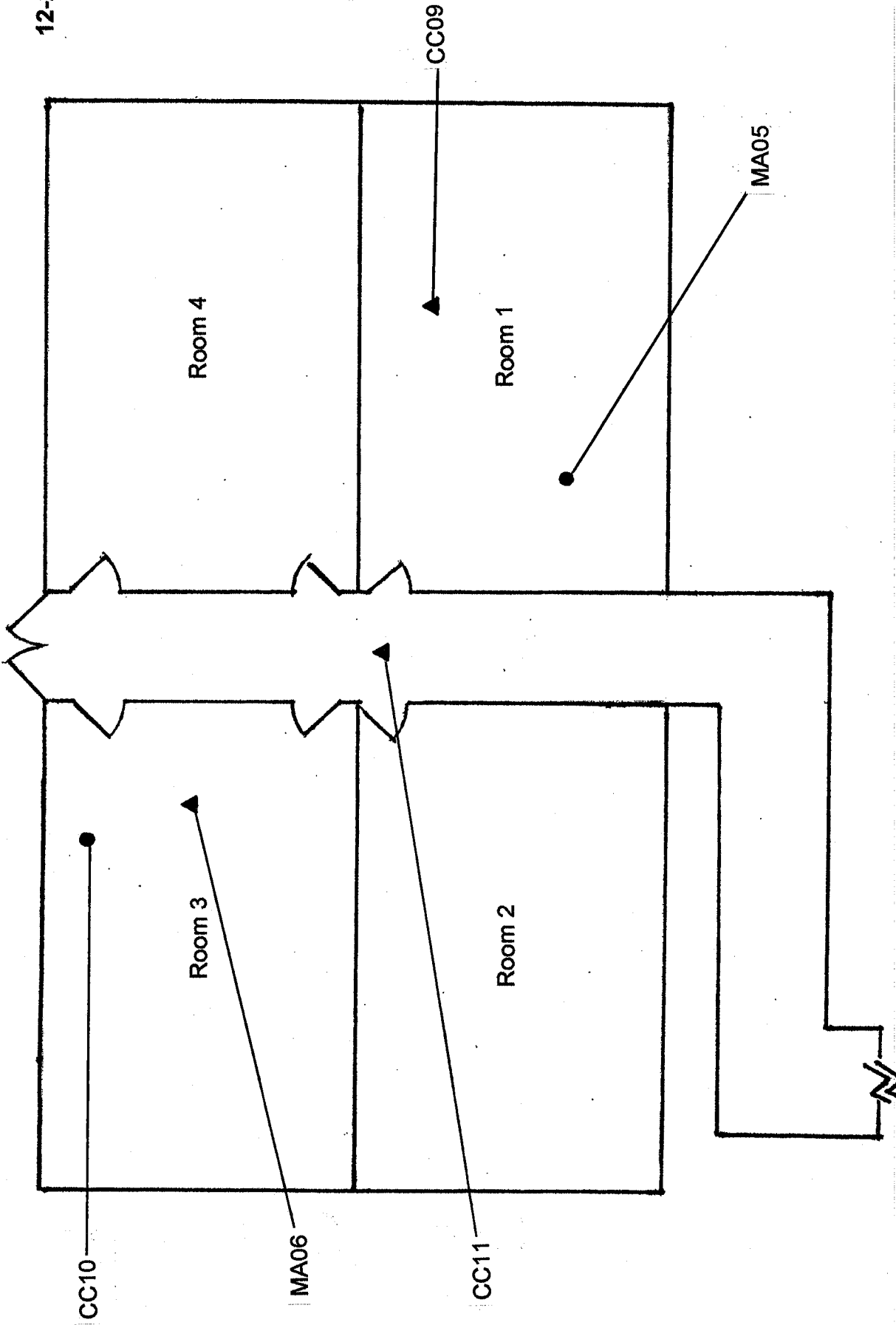
● = Airborne Mold Spore Sample Location ▲ = Carpet Dust Mold Spore Sample Location

MA26 = Blank, CC12 = Blank

<p>INTEGRITY ENVIRONMENTAL SERVICES, INC.</p> <p>1240 IROQUOIS DRIVE, SUITE 102 NAPERVILLE, ILLINOIS 60563 (630) 718-9133 (630) 718-9114 (FAX)</p>	<p>PROJECT: HINSDALE MIDDLE SCHOOL 100 SOUTH GARFIELD AVENUE HINSDALE, ILLINOIS</p> <p>OWNER: COMMUNITY CONSOLIDATED SCHOOL DIST. 181 6010 SOUTH HELM STREET BURR RIDGE, ILLINOIS</p>	<p>DRAWN BY: GT DATE: 12/16/13</p> <p>IES NO.: 915-01</p> <p>NO SCALE</p>	<p>IAQ ASSESSMENT SAMPLE LOCATION DIAGRAM</p> <p>FIRST FLOOR</p>
---	---	---	--



Portable Classrooms



Mold Spore Sample Locations

● = Airborne Mold Spore Sample Location ▲ = Carpet Dust Mold Spore Sample Location

INTEGRITY
ENVIRONMENTAL SERVICES, INC.

1240 IROQUOIS DRIVE, SUITE 102
NAPERVILLE, ILLINOIS 60563
(630) 718-9133
(630) 718-9114 (FAX)

PROJECT: HINSDALE MIDDLE SCHOOL
100 SOUTH GARFIELD AVENUE
HINSDALE, ILLINOIS

OWNER: COMMUNITY CONSOLIDATED SCHOOL DIST. 181
6010 SOUTH ELM STREET
BURR RIDGE, ILLINOIS

DRAWN BY: GT
DATE: 12/16/13

IES NO.: 915-01

NO SCALE



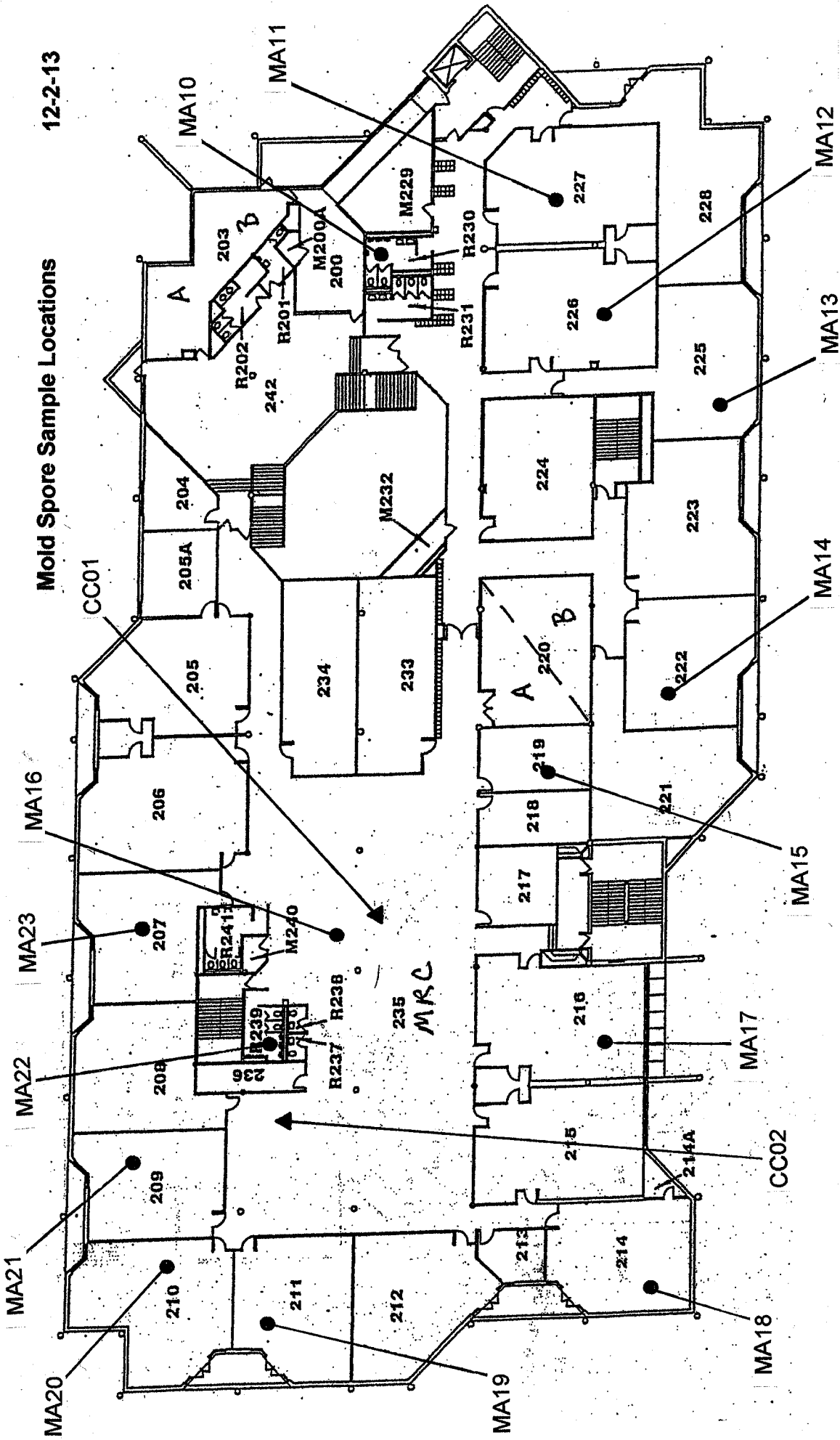
NORTH

IAQ ASSESSMENT
SAMPLE LOCATION
DIAGRAM

PORTABLE BUILDING

12-2-13

Mold Spore Sample Locations



● = Airborne Mold Spore Sample Location ▲ = Carpet Dust Mold Spore Sample Location

INTEGRITY
 ENVIRONMENTAL SERVICES, INC.
 1240 IROQUOIS DRIVE, SUITE 102
 NAPERVILLE, ILLINOIS 60563
 (630) 715-9133
 (630) 715-9114 (FAX)

PROJECT: HINSDALE MIDDLE SCHOOL
 100 SOUTH GARFIELD AVENUE
 HINSDALE, ILLINOIS


OWNER: COMMUNITY CONSOLIDATED SCHOOL DIST. 161
 6010 SOUTH ELM STREET
 BURR RIDGE, ILLINOIS

DRAWN BY: GT
 DATE: 12/16/13

IES NO.: 915-01

NO SCALE

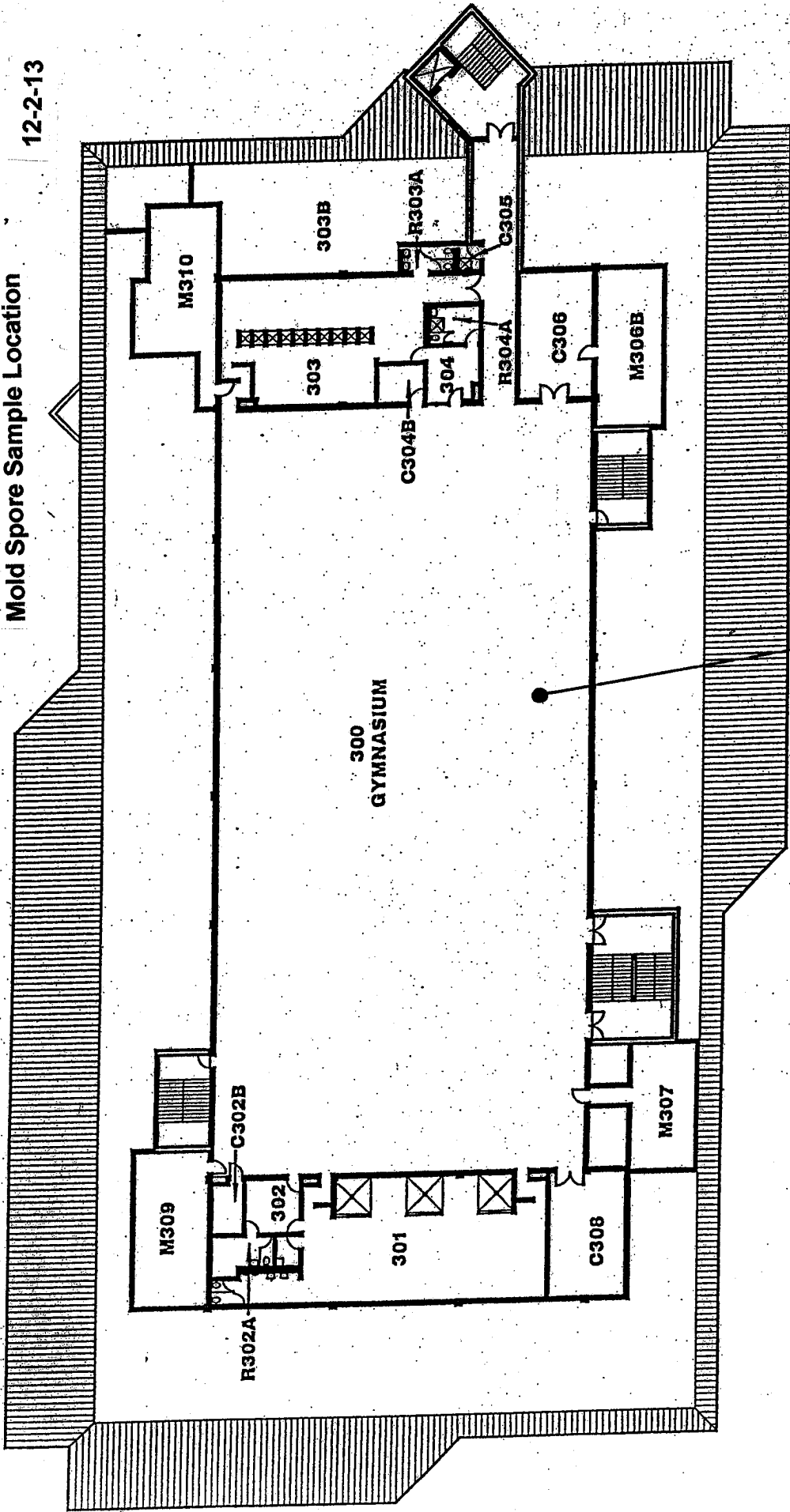
IAQ ASSESSMENT
 SAMPLE LOCATION
 DIAGRAM

 NORTH

SECOND FLOOR

12-2-13

Mold Spore Sample Location



● = Airborne Mold Spore Sample Location

INTEGRITY
 ENVIRONMENTAL SERVICES, INC.
 1240 IROQUOIS DRIVE, SUITE 102
 NAPERVILLE, ILLINOIS 60563
 (630) 7189133
 (630) 7189114 (FAX)

PROJECT: HINSDALE MIDDLE SCHOOL
 100 SOUTH GARFIELD AVENUE
 HINSDALE, ILLINOIS

OWNER: COMMUNITY CONSOLIDATED SCHOOL DIST. 181
 6010 SOUTH ELM STREET
 BURR RIDGE, ILLINOIS

DRAWN BY: GT
 DATE: 12/16/13

IES NO.: 915-01

NO SCALE



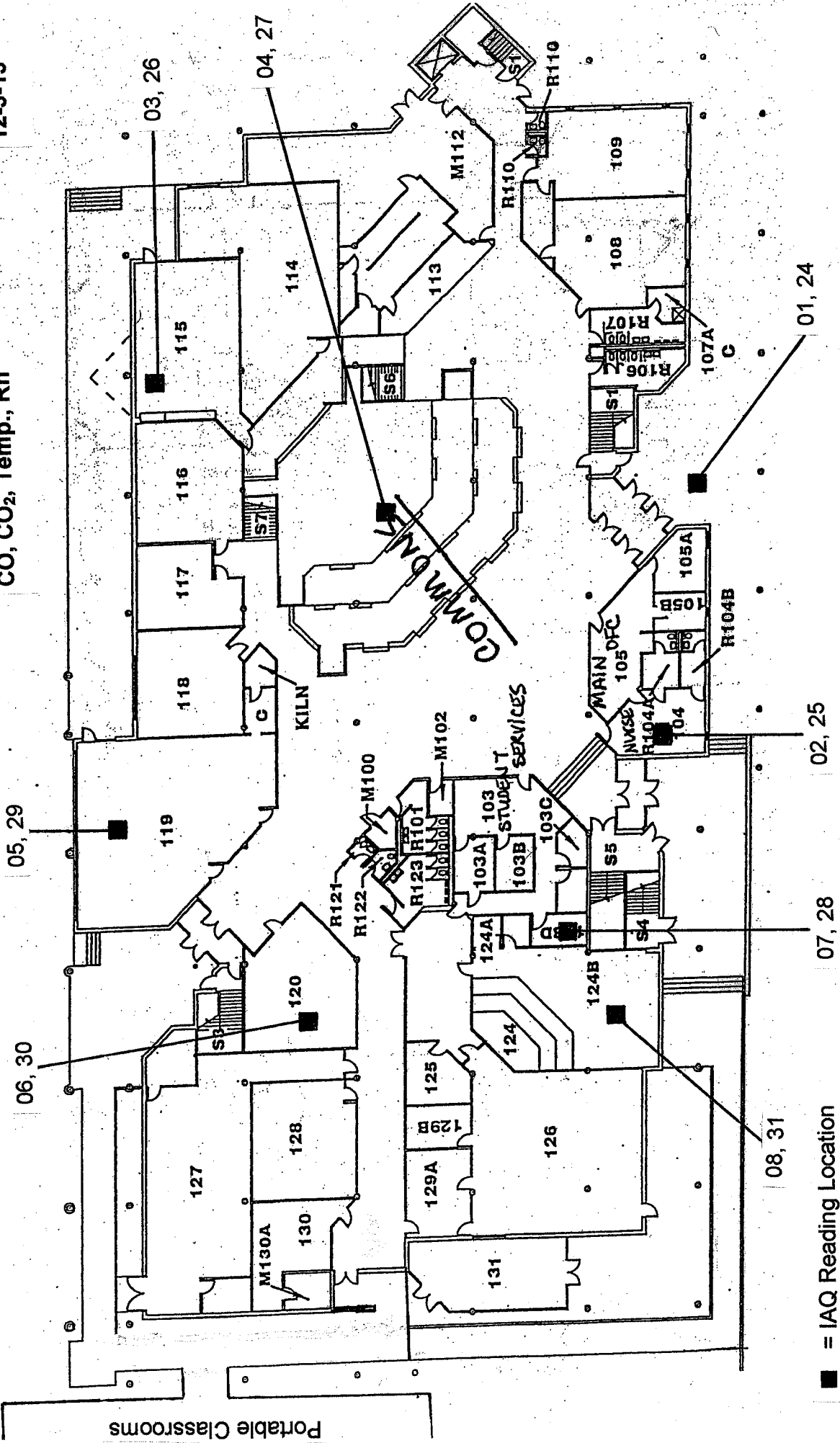
IAQ ASSESSMENT
 SAMPLE LOCATION
 DIAGRAM

THIRD FLOOR

IAQ READING LOCATIONS

12-3-13

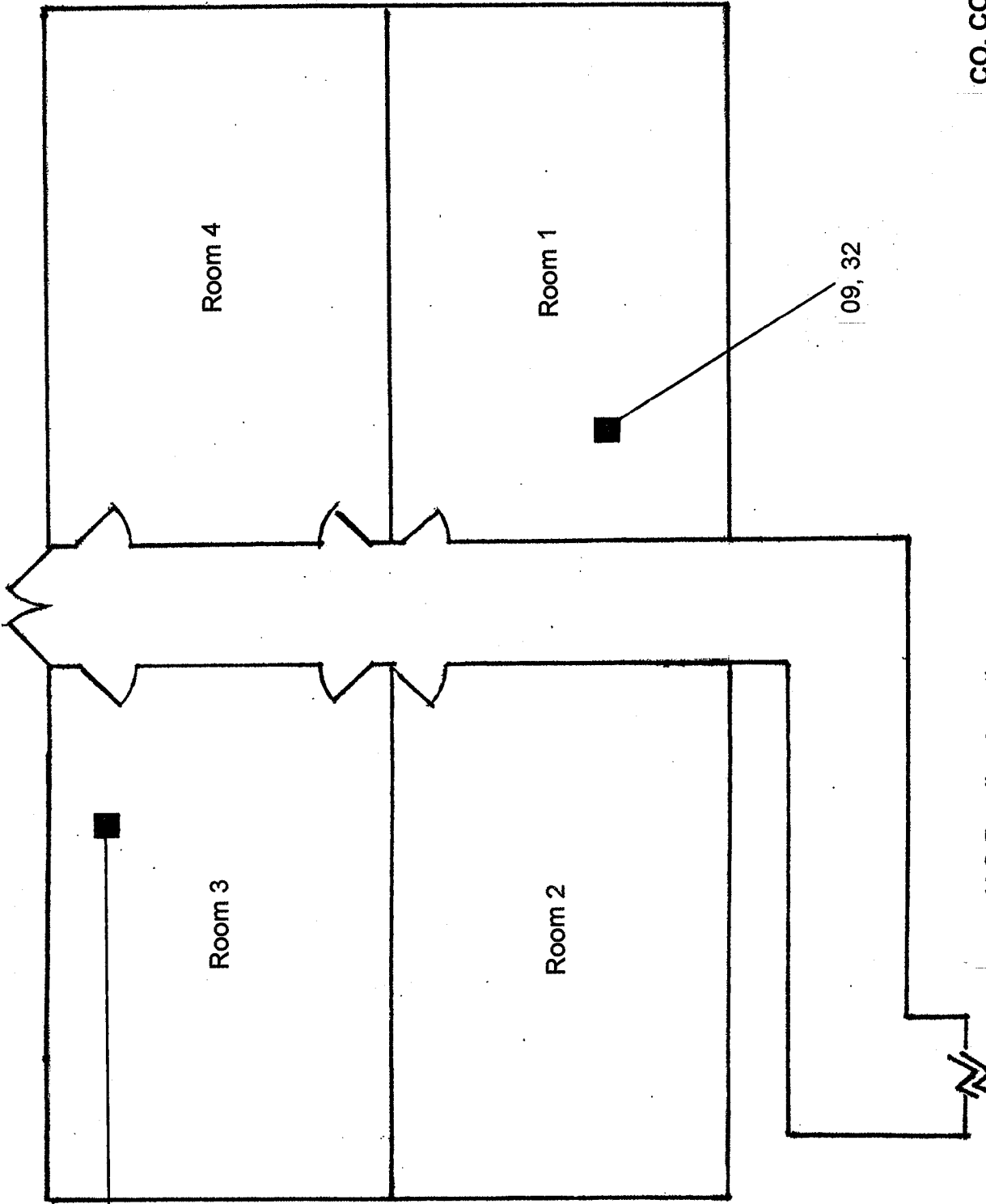
CO, CO₂, Temp., Rh



■ = IAQ Reading Location

<p>INTEGRITY ENVIRONMENTAL SERVICES, INC.</p> <p>1240 IROQUOIS DRIVE, SUITE 102 NAPERVILLE, ILLINOIS 60563 (630) 718-9133 (630) 718-9114 (FAX)</p>	<p>PROJECT: HINSDALE MIDDLE SCHOOL 100 SOUTH GARFIELD AVENUE HINSDALE, ILLINOIS</p> <p>OWNER: COMMUNITY CONSOLIDATED SCHOOL DIST. 181 6010 SOUTH ELM STREET BURR RIDGE, ILLINOIS</p>	<p>IES NO.: 915-01</p> <p>DRAWN BY: GT DATE: 12/16/13</p> <p>NO SCALE</p> <p>IAQ ASSESSMENT SAMPLE LOCATION DIAGRAM</p> <p>FIRST FLOOR</p>
---	--	--

12-3-13



CO, CO₂, Temp., Rh

INTEGRITY
ENVIRONMENTAL SERVICES, INC.

1240 IROQUOIS DRIVE, SUITE 102
NAPERVILLE, ILLINOIS 60563
(630) 718-9133
(630) 718-9114 (FAX)

PROJECT: HINSDALE MIDDLE SCHOOL
100 SOUTH GARFIELD AVENUE
HINSDALE, ILLINOIS


OWNER: COMMUNITY CONSOLIDATED SCHOOL DIST. 181
6010 SOUTH ELM STREET
BURR RIDGE, ILLINOIS

DRAWN BY: GT
DATE: 12/16/13

IES NO.: 915-01

NO SCALE

IAQ ASSESSMENT
SAMPLE LOCATION
DIAGRAM

 NORTH

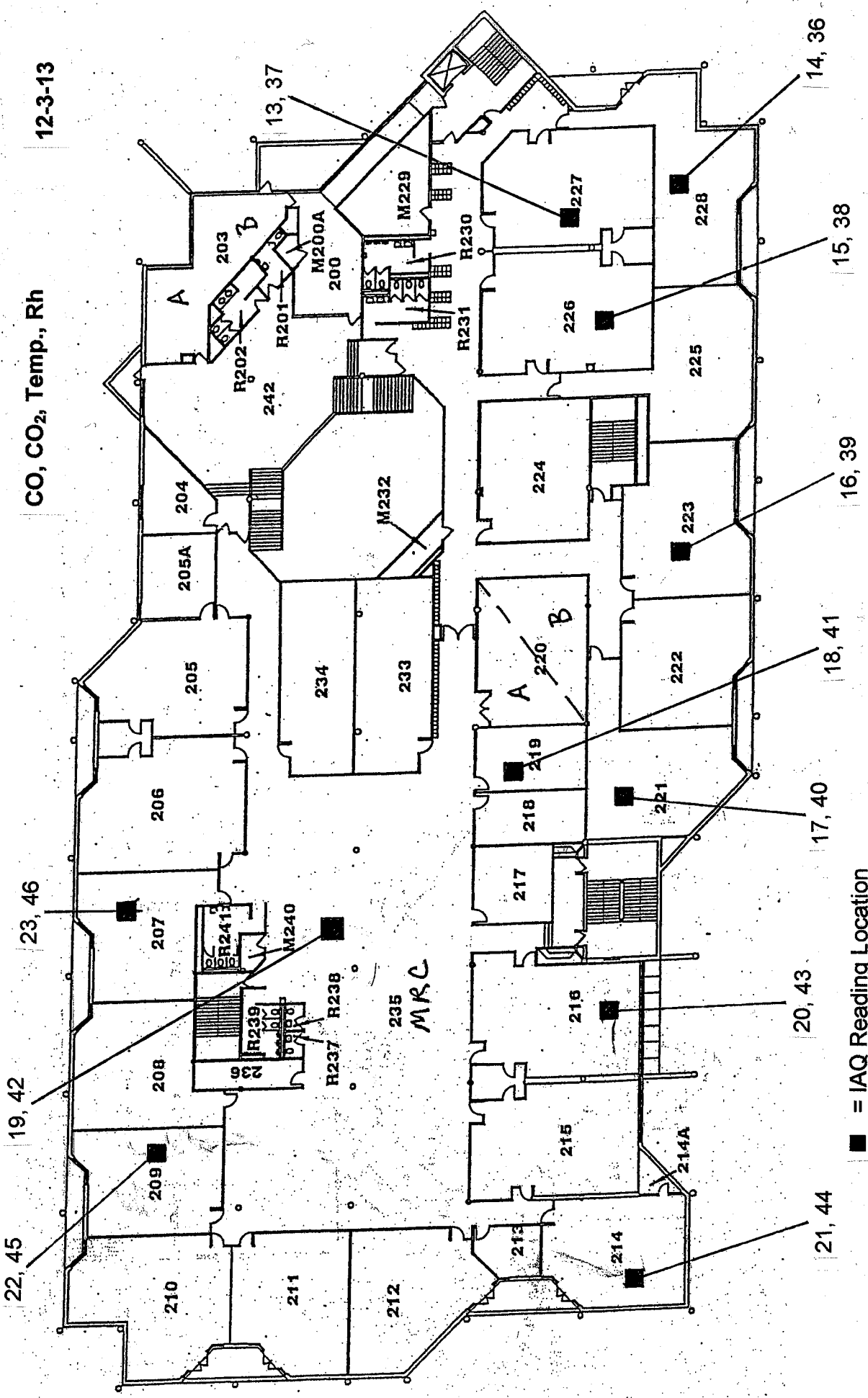
CO, CO₂, Temp., Rh

INTEGRITY
ENVIRONMENTAL SERVICES, INC.

1240 IROQUOIS DRIVE, SUITE 102
NAPERVILLE, ILLINOIS 60563
(630) 718-9133
(630) 718-9114 (FAX)

12-3-13

CO, CO₂, Temp., Rh



**IAQ ASSESSMENT
SAMPLE LOCATION
DIAGRAM**



SECOND FLOOR

DRAWN BY: GT
DATE: 12/16/13
IES NO.: 915-01

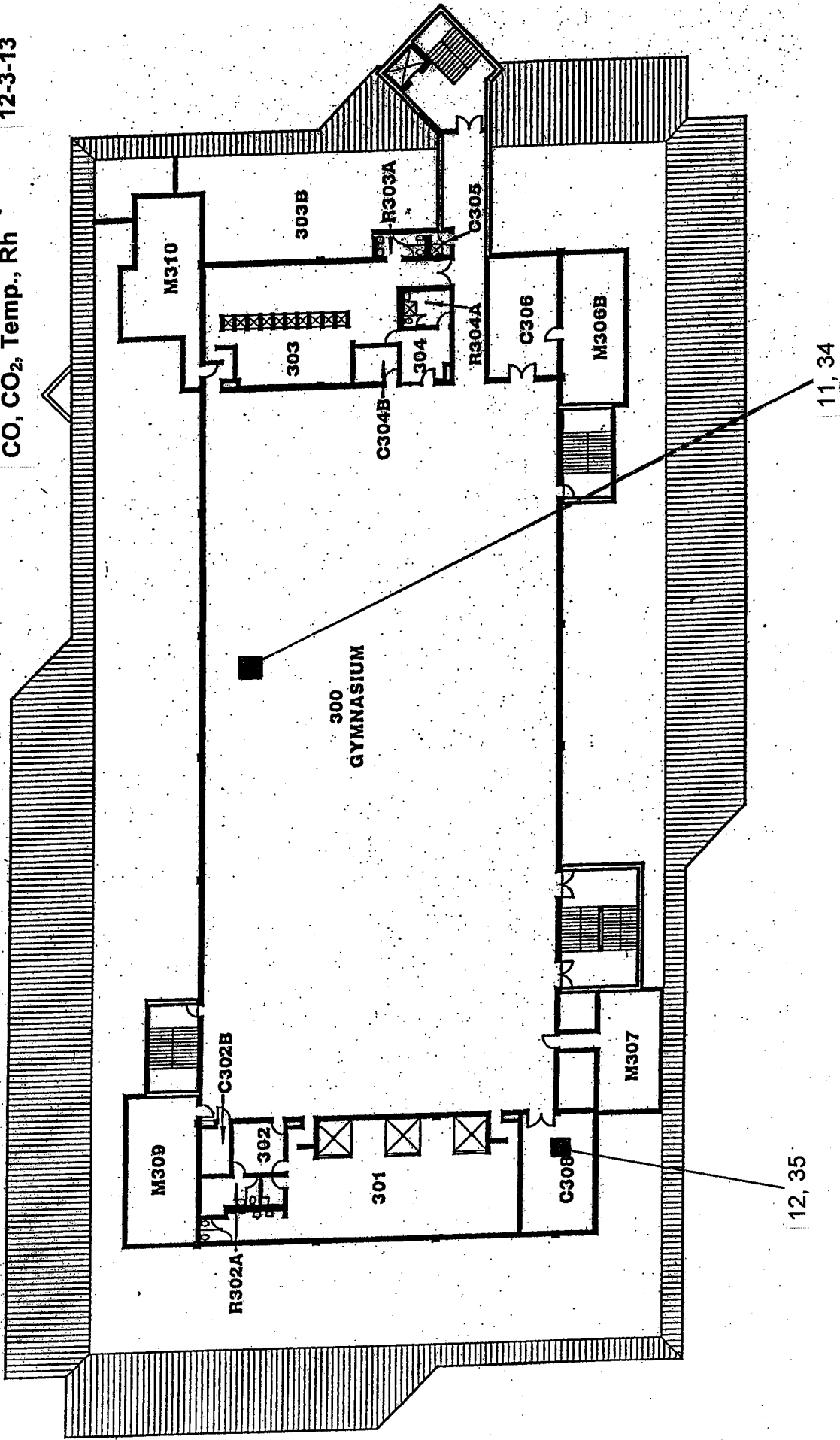
NO SCALE

PROJECT: HINSDALE MIDDLE SCHOOL
100 SOUTH GARFIELD AVENUE
HINSDALE, ILLINOIS

OWNER: COMMUNITY CONSOLIDATED SCHOOL DIST. 181
6010 SOUTH HELM STREET
BURR RIDGE, ILLINOIS

INTEGRITY
ENVIRONMENTAL SERVICES, INC.

1240 IROQUOIS DRIVE, SUITE 102
NAPERVILLE, ILLINOIS 60563
(630) 718-9139
(630) 718-9114 (FAX)



■ = IAQ Reading Location

12, 35

11, 34

INTEGRITY
 ENVIRONMENTAL SERVICES, INC.
 1240 IROQUOIS DRIVE, SUITE 102
 NAPERVILLE, ILLINOIS 60563
 (630) 718-9133
 (630) 718-9114 (FAX)

PROJECT: HINSDALE MIDDLE SCHOOL
 100 SOUTH GARFIELD AVENUE
 HINSDALE, ILLINOIS
 OWNER: COMMUNITY CONSOLIDATED SCHOOL DIST. 181
 6010 SOUTH ELM STREET
 BURR RIDGE, ILLINOIS

DRAWN BY: GT
 DATE: 12/16/13

IES NO.: 915-01

NO SCALE



IAQ ASSESSMENT
 SAMPLE LOCATION
 DIAGRAM

THIRD FLOOR

EXHIBIT B

INDOOR AIR QUALITY INVESTIGATION
COMMUNITY CONSOLIDATED SCHOOL DISTRICT 181
HINSDALE MIDDLE SCHOOL
 IES NO. 915-01

IAQ SUMMARY TABLE
12/03/13 A.M. READINGS

Sample No.	Sample Location	CO (ppm)	CO ₂ (ppm)	Temp. (°F)	Relative Humidity	Time of Day	No. of People
01	Building Exterior (By Main Entrance)	0.0	410	41.8	77.0	08:40	0
02	Room 140D (Nurse's Office)	0.8	660	67.8	34.4	08:49	1
03	Room 115	1.0	1808	72.8	37.9	08:57	23
04	Commons Area	0.8	824	71.6	31.4	09:04	100
05	Room 119	0.7	865	70.7	30.7	09:10	1
06	Room 120	0.7	1093	71.0	31.3	09:17	12
07	Room 136 (In Student Services)	0.7	705	72.4	27.6	09:25	0
08	Room 124	0.6	733	69.9	30.3	09:34	0
09	Room 1 (In Portable Bld.)	0.7	2298	71.4	40.3	09:43	30
10	Room 3 (In Portable Bld.)	0.8	1844	70.9	35.3	09:50	28
11	Gym (3 rd Floor)	0.7	907	72.0	29.9	10:02	130
12	Room C308 (Health Lab)	0.7	1322	73.4	32.3	10:10	11
13	Room 227	0.6	756	72.2	30.9	10:18	1
14	Room 228	0.5	727	70.8	31.6	10:25	0
15	Room 226	0.4	800	70.8	33.4	10:31	28
16	Room 223	0.6	1052	70.8	33.9	10:39	1
17	Room 221	0.5	1096	71.5	33.5	10:47	17
18	Room 219	0.7	866	72.5	29.8	10:55	1
19	MRC	0.6	821	73.4	30.3	11:02	6
20	Room 216	0.6	861	72.0	32.0	11:08	27
21	Room 214	0.3	816	69.2	35.8	11:15	19
22	Room 209	0.3	794	69.5	35.3	11:23	0
23	Room 207	0.5	907	71.0	34.7	11:30	16

Numbers in red indicate an interior CO₂ concentration >700 ppm above exterior CO₂ concentration.

ANSI/ASHRAE Standard 62.1-2010 does not provide or recommend default concentrations for indoor air contaminants.

9 ppm = Permissible Exposure Level (PEL) for CO from National Ambient Air Quality Standards (NAAQS) as developed by the U.S. EPA (Not to be exceeded more than once a year)

50ppm = OSHA PEL for CO

25ppm = ACGIH TLV for CO (1/10 TLV formerly used by ASHRAE for non-industrial indoor environments) ASHRAE no longer recommends the use of a fraction of TLV[®] to establish an acceptable concentration of an indoor contaminant within a non-industrial environment without first establishing whether or not the fraction is suitable for the subject contaminant.

ANSI/ASHRAE Standard 62.1-2010 recommends that relative humidity within an occupied space be limited to 65% or less. Specific Lower limits for relative humidity are no longer recommended.

INDOOR AIR QUALITY INVESTIGATION
COMMUNITY CONSOLIDATED SCHOOL DISTRICT 181
HINSDALE MIDDLE SCHOOL
IES NO. 915-01

IAQ SUMMARY TABLE
12/03/13 P.M. READINGS

Sample No.	Sample Location	CO (ppm)	CO ₂ (ppm)	Temp. (°F)	Relative Humidity	Time of Day	No. of People
24	Building Exterior (By Main Entrance)	0.0	410	46.4	77.8	12:38	0
25	Room 140D (Nurse's Office)	0.7	755	69.4	38.9	12:49	2
26	Room 115	0.7	940	71.3	37.8	12:58	1
27	Commons Area	0.7	1140	72.3	38.3	13:04	250
28	Room 136 (In Student Services)	0.7	788	73.8	32.7	13:10	2
29	Room 119	0.7	1119	74.2	34.9	13:17	23
30	Room 120	0.7	1047	73.5	35.2	13:24	1
31	Room 124	0.5	1047	71.6	36.5	13:31	33
32	Room 1 (In Portable Bld.)	0.6	1748	70.9	38.0	13:38	1
33	Room 3 (In Portable Bld.)	0.6	1604	70.9	39.9	13:45	17
34	Gym (3 rd Floor)	0.7	1542	72.0	38.9	13:56	20
35	Room C308 (Health Lab)	0.4	1218	70.2	36.6	14:03	0
36	Room 228	0.7	987	69.9	42.7	14:33	17
37	Room 227	0.7	1094	72.9	40.5	14:40	26
38	Room 226	0.7	919	73.2	38.3	14:46	28
39	Room 223	0.6	971	71.8	39.0	14:55	28
40	Room 221	0.5	1092	72.0	39.8	15:02	15
41	Room 219	0.6	958	73.6	35.9	15:09	2
42	MRC	0.6	829	74.1	36.4	15:15	24
43	Room 216	0.4	610	71.8	37.0	15:22	1
44	Room 214	0.1	575	70.6	40.4	15:28	0
45	Room 209	0.3	615	70.4	40.5	15:36	1
46	Room 207	0.3	618	71.2	39.8	15:44	0
47	Building Exterior (By Main Entrance)	0.0	411	49.0	81.9	16:03	0

Numbers in red indicate an interior CO₂ concentration >700 ppm above exterior CO₂ concentration.

ANSI/ASHRAE Standard 62.1-2010 does not provide or recommend default concentrations for indoor air contaminants.

9 ppm = Permissible Exposure Level (PEL) for CO from National Ambient Air Quality Standards (NAAQS) as developed by the U.S. EPA (Not to be exceeded more than once a year)

50ppm = OSHA PEL for CO

25ppm = ACGIH TLV for CO (1/10 TLV formerly used by ASHRAE for non-industrial indoor environments) ASHRAE no longer recommends the use of a fraction of TLV[®] to establish an acceptable concentration of an indoor contaminant within a non-industrial environment without first establishing whether or not the fraction is suitable for the subject contaminant.

ANSI/ASHRAE Standard 62.1-2010 recommends that relative humidity within an occupied space be limited to 65% or less. Specific Lower limits for relative humidity are no longer recommended.

EXHIBIT C

AIRBORNE MOLD SPORE SAMPLE DATA

Analytical Report for Microbiological Analysis - Fungal Spores in Air

Client: Integrity Environmental Services, Inc Date/Time Received: 12/3/13 2:00 PM
 Project ID: 915-01, Hinsdale Middle School Throughout Bldg Date Reported: 12/4/2013
 STAT Project No.: 13120038 Analyzed By: AM

Client Sample No.:	MA01				MA02				MA03				MA04			
Sample Description:	104D Nurse				Commons area				Rm 136				Rm 124			
Date Sampled:	12/2/2013				12/2/2013				12/2/2013				12/2/2013			
STAT Sample No.:	13120038-001				13120038-002				13120038-003				13120038-004			
Volume (m ³):	0.075				0.075				0.075				0.075			
	Total Count	Count/m ³	DL	%	Total Count	Count/m ³	DL	%	Total Count	Count/m ³	DL	%	Total Count	Count/m ³	DL	%
Total Fungal Spores:	8	107	1	100	9	120	1	100	6	80	1	100	6	80	1	100
<i>Alternaria</i>																
Ascospores									1	13	1	16.7				
<i>Aspergillus/Penicillium</i>																
Basidiospores																
<i>Botrytis</i>																
<i>Cercospora</i>																
<i>Chaetomium</i>																
<i>Cladosporium</i>	1	13	1	12.5					1	13	1	16.7	1	13	1	16.7
<i>Curvularia</i>																
<i>Drechslera/Bipolaris</i>																
<i>Epicoccum</i>																
<i>Fusarium</i>																
<i>Nigrospora</i>																
<i>Oidium/Erysiphe</i>																
<i>Periconia</i>																
<i>Phoma</i>																
<i>Pithomyces</i>																
<i>Pleospora</i>																
<i>Polythrincium</i>																
<i>Rhizopus/Mucor</i>																
Rusts					1	13	1	11.1								
Smuts/Myxomycetes	7	93	1	87.5	8	107	1	88.9	4	53	1	66.7	5	67	1	83.3
<i>Stachybotrys</i>																
<i>Stemphylium</i>																
<i>Torula</i>																
<i>Ulocladium</i>																
Unidentified Fungi																
Other																
Mycelial Fragments					2				1				2			
Debris Level	Moderate				Moderate				Moderate				Moderate			
Organic Material	Present				Present				Present				Present			

**Analysis Corporation:**

2242 West Harrison St., Suite 200, Chicago, Illinois 60612-3766

Tel: 312.733.0551; Fax: 312.733.2386; e-mail address: STATinfo@STATAnalysis.com

Analytical Report for Microbiological Analysis - Fungal Spores in Air

Client: Integrity Environmental Services, Inc
 Project ID: 915-01, Hinsdale Middle School Throughout Bldg
 STAT Project No.: 13120038

Date/Time Received: 12/3/13 2:00 PM
 Date Reported: 12/4/2013
 Analyzed By: AM

Client Sample No.:	MA05				MA06				MA07				MA08			
Sample Description:	Rm1 Portable				Rm3 Portable				Rm 120				Rm 119			
Date Sampled:	12/2/2013				12/2/2013				12/2/2013				12/2/2013			
STAT Sample No.:	13120038-005				13120038-006				13120038-007				13120038-008			
Volume (m ³):	0.075				0.075				0.075				0.075			
	Total Count	Count/m ³	DL	%	Total Count	Count/m ³	DL	%	Total Count	Count/m ³	DL	%	Total Count	Count/m ³	DL	%
Total Fungal Spores:	3	40	1	100	14	187	1	100	4	53	1	100	3	40	1	100
<i>Alternaria</i>					1	13	1	7.1								
Ascospores					1	13	1	7.1								
<i>Aspergillus/Penicillium</i>																
Basidiospores									1	13	1	25.0	1	13	1	33.3
<i>Botrytis</i>																
<i>Cercospora</i>																
<i>Chaetomium</i>																
<i>Cladosporium</i>					2	27	1	14.3	1	13	1	25.0				
<i>Curvularia</i>																
<i>Drechslera/Bipolaris</i>																
<i>Epicoccum</i>					1	13	1	7.1								
<i>Fusarium</i>																
<i>Nigrospora</i>																
<i>Oidium/Erysiphe</i>																
<i>Periconia</i>																
<i>Phoma</i>																
<i>Pithomyces</i>																
<i>Pleospora</i>																
<i>Polythrincium</i>																
<i>Rhizopus/Mucor</i>																
Rusts					1	13	1	7.1	1	13	1	25.0				
Smuts/Myxomycetes	3	40	1	100.0	8	107	1	57.1	1	13	1	25.0	2	27	1	66.7
<i>Stachybotrys</i>																
<i>Stemphylium</i>																
<i>Torula</i>																
<i>Ulocladium</i>																
Unidentified Fungi																
Other																
Mycelial Fragments													1			
Debris Level	Moderate				Moderate				Moderate				Moderate			
Organic Material	Present				Present				Present				Present			

Analytical Report for Microbiological Analysis - Fungal Spores in Air

Client: Integrity Environmental Services, Inc

Date/Time Received: 12/3/13 2:00 PM

Project ID: 915-01, Hinsdale Middle School Throughout Bldg

Date Reported: 12/4/2013

STAT Project No.: 13120038

Analyzed By: AM

Client Sample No.:	MA09				MA10				MA11				MA12			
Sample Description:	Rm 115				Rm R230				Rm 227				Rm 226			
Date Sampled:	12/2/2013				12/2/2013				12/2/2013				12/2/2013			
STAT Sample No.:	13120038-009				13120038-010				13120038-011				13120038-012			
Volume (m ³):	0.075				0.075				0.075				0.075			
	Total Count	Count/m ³	DL	%	Total Count	Count/m ³	DL	%	Total Count	Count/m ³	DL	%	Total Count	Count/m ³	DL	%
Total Fungal Spores:	5	67	1	100	7	93	1	100	6	80	1	100	5	67	1	100
<i>Alternaria</i>																
Ascospores	1	13	1	20.0												
<i>Aspergillus/Penicillium</i>																
Basidiospores					1	13	1	14.3	1	13	1	16.7				
<i>Botrytis</i>																
<i>Cercospora</i>																
<i>Chaetomium</i>																
<i>Cladosporium</i>									1	13	1	16.7				
<i>Curvularia</i>																
<i>Drechslera/Bipolaris</i>																
<i>Epicoccum</i>					1	13	1	14.3								
<i>Fusarium</i>																
<i>Nigrospora</i>																
<i>Oidium/Erysiphe</i>																
<i>Periconia</i>																
<i>Phoma</i>																
<i>Pithomyces</i>					1	13	1	14.3								
<i>Pleospora</i>																
<i>Polythrincium</i>																
<i>Rhizopus/Mucor</i>																
Rusts					1	13	1	14.3								
Smuts/Myxomycetes	4	53	1	80.0	3	40	1	42.9	4	53	1	66.7	5	67	1	100.0
<i>Stachybotrys</i>																
<i>Stemphylium</i>																
<i>Torula</i>																
<i>Ulocladium</i>																
Unidentified Fungi																
Other																
Mycelial Fragments	3				3											
Debris Level	Moderate				Moderate				Moderate				Moderate			
Organic Material	Present				Present				Present				Present			

Analytical Report for Microbiological Analysis - Fungal Spores in Air

Client: Integrity Environmental Services, Inc Date/Time Received: 12/3/13 2:00 PM
 Project ID: 915-01, Hinsdale Middle School Throughout Bldg Date Reported: 12/4/2013
 STAT Project No.: 13120038 Analyzed By: AM

Client Sample No.:	MA13				MA14				MA15				MA16			
Sample Description:	Rm 225				Rm 222				Rm 219				MRC Rm 235			
Date Sampled:	12/2/2013				12/2/2013				12/2/2013				12/2/2013			
STAT Sample No.:	13120038-013				13120038-014				13120038-015				13120038-016			
Volume (m ³):	0.075				0.075				0.075				0.075			
	Total Count	Count/m ³	DL	%	Total Count	Count/m ³	DL	%	Total Count	Count/m ³	DL	%	Total Count	Count/m ³	DL	%
Total Fungal Spores:	4	53	1	100	2	27	1	100	7	93	1	100	4	53	1	
<i>Alternaria</i>																
Ascospores																
<i>Aspergillus/Penicillium</i>																
Basidiospores																
<i>Botrytis</i>																
<i>Cercospora</i>																
<i>Chaetomium</i>																
<i>Cladosporium</i>	2	27	1	50.0									3	40	1	75.0
<i>Curvularia</i>																
<i>Drechslera/Bipolaris</i>																
<i>Epicoccum</i>													1	13	1	25.0
<i>Fusarium</i>																
<i>Nigrospora</i>																
<i>Oidium/Erysiphe</i>																
<i>Periconia</i>																
<i>Phoma</i>																
<i>Pithomyces</i>																
<i>Pleospora</i>																
<i>Polythrincium</i>																
<i>Rhizopus/Mucor</i>																
Rusts																
Smuts/Myxomycetes	2	27	1	50.0	2	27	1	100.0	7	93	1	100.0				
<i>Stachybotrys</i>																
<i>Stemphylium</i>																
<i>Torula</i>																
<i>Ulocladium</i>																
Unidentified Fungi																
Other																
Mycelial Fragments	1															
Debris Level	Moderate				Moderate				Moderate				Moderate			
Organic Material	Present				Present				Present				Present			

**Analysis Corporation:**

2242 West Harrison St., Suite 200, Chicago, Illinois 60612-3766

Tel: 312.733.0551; Fax: 312.733.2386; e-mail address: STATinfo@STATAnalysis.com

Analytical Report for Microbiological Analysis - Fungal Spores in Air

Client: Integrity Environmental Services, Inc Date/Time Received: 12/3/13 2:00 PM
 Project ID: 915-01, Hinsdale Middle School Throughout Bldg Date Reported: 12/4/2013
 STAT Project No.: 13120038 Analyzed By: AM

Client Sample No.:	MA17				MA18				MA19				MA20			
Sample Description:	Rm 216				Rm 214				Rm 211				Rm 210			
Date Sampled:	12/2/2013				12/2/2013				12/2/2013				12/2/2013			
STAT Sample No.:	13120038-017				13120038-018				13120038-019				13120038-020			
Volume (m ³):	0.075				0.075				0.075				0.075			
	Total Count	Count/m ³	DL	%	Total Count	Count/m ³	DL	%	Total Count	Count/m ³	DL	%	Total Count	Count/m ³	DL	%
Total Fungal Spores:	2	27	1	100	3	40	1	100	3	40	1	100	8	107	1	100
<i>Alternaria</i>																
Ascospores									1	13	1	33.3				
<i>Aspergillus/Penicillium</i>																
Basidiospores																
<i>Botrytis</i>																
<i>Cercospora</i>																
<i>Chaetomium</i>																
<i>Cladosporium</i>									1	13	1	33.3				
<i>Curvularia</i>																
<i>Drechslera/Bipolaris</i>																
<i>Epicoccum</i>																
<i>Fusarium</i>																
<i>Nigrospora</i>																
<i>Oidium/Erysiphe</i>																
<i>Periconia</i>																
<i>Phoma</i>																
<i>Pithomyces</i>									1	13	1	33.3	8	107	1	100.0
<i>Pleospora</i>																
<i>Polythrincium</i>																
<i>Rhizopus/Mucor</i>																
Rusts																
Smuts/Myxomycetes	2	27	1	100.0	3	40	1	100.0								
<i>Stachybotrys</i>																
<i>Stemphylium</i>																
<i>Torula</i>																
<i>Ulocladium</i>																
Unidentified Fungi																
Other																
Mycelial Fragments					1											
Debris Level	Moderate				Moderate				Moderate				Moderate			
Organic Material	Present				Present				Present				Present			

Analytical Report for Microbiological Analysis - Fungal Spores in Air

Client: Integrity Environmental Services, Inc Date/Time Received: 12/3/13 2:00 PM
 Project ID: 915-01, Hinsdale Middle School Throughout Bldg Date Reported: 12/4/2013
 STAT Project No.: 13120038 Analyzed By: AM

Client Sample No.:	MA21				MA22				MA23				MA24			
Sample Description:	Rm 209				Rm R239				Rm 207				Gym			
Date Sampled:	12/2/2013				12/2/2013				12/2/2013				12/2/2013			
STAT Sample No.:	13120038-021				13120038-022				13120038-023				13120038-024			
Volume (m ³):	0.075				0.075				0.075				0.075			
	Total Count	Count/ m ³	DL	%	Total Count	Count/ m ³	DL	%	Total Count	Count/ m ³	DL	%	Total Count	Count/ m ³	DL	%
Total Fungal Spores:	2	27	1	100	4	53	1	100	1	13	1	100	7	93	1	100
<i>Alternaria</i>	1	13	1	50.0												
Ascospores													1	13	1	14.3
<i>Aspergillus/Penicillium</i>																
Basidiospores																
<i>Botrytis</i>																
<i>Cercospora</i>																
<i>Chaetomium</i>																
<i>Cladosporium</i>													2	27	1	28.6
<i>Curvularia</i>																
<i>Drechslera/Bipolaris</i>																
<i>Epicoccum</i>					1	13	1	25.0								
<i>Fusarium</i>																
<i>Nigrospora</i>																
<i>Oidium/Erysiphe</i>																
<i>Periconia</i>																
<i>Phoma</i>																
<i>Pithomyces</i>																
<i>Pleospora</i>																
<i>Polythrincium</i>																
<i>Rhizopus/Mucor</i>																
Rusts																
Smuts/Myxomycetes	1	13	1	50.0	3	40	1	75.0	1	13	1	100.0	4	53	1	57.1
<i>Stachybotrys</i>																
<i>Stemphylium</i>																
<i>Torula</i>																
<i>Ulocladium</i>																
Unidentified Fungi																
Other																
Mycelial Fragments					2								1			
Debris Level	Moderate				Moderate				Moderate				Moderate			
Organic Material	Present				Present				Present				Present			

Analytical Report for Microbiological Analysis - Fungal Spores in Air

Client: Integrity Environmental Services, Inc Date/Time Received: 12/3/13 2:00 PM
 Project ID: 915-01, Hinsdale Middle School Throughout Bldg Date Reported: 12/4/2013
 STAT Project No.: 13120038 Analyzed By: AM

Client Sample No.:	MA25				MA26											
Sample Description:	Bldg Ext S Side				Blank											
Date Sampled:	12/2/2013				12/2/2013											
STAT Sample No.:	13120038-025				13120038-026											
Volume (m ³):	0.075				N/A											
	Total Count	Count/m ³	DL	%	Total Count	Count/m ³	DL	%	Total Count	Count/m ³	DL	%	Total Count	Count/m ³	DL	%
Total Fungal Spores:	27	360	1	100	0			100				100				100
<i>Alternaria</i>																
Ascospores	5	67	1	18.5												
<i>Aspergillus/Penicillium</i>	9	120	1	33.3												
Basidiospores																
<i>Botrytis</i>																
<i>Cercospora</i>																
<i>Chaetomium</i>																
<i>Cladosporium</i>	4	53	1	14.8												
<i>Curvularia</i>																
<i>Drechslera/Bipolaris</i>																
<i>Epicoccum</i>	2	27	1	7.4												
<i>Fusarium</i>																
<i>Nigrospora</i>	1	13	1	3.7												
<i>Oidium/Erysiphe</i>																
<i>Periconia</i>																
<i>Phoma</i>																
<i>Pithomyces</i>	1	13	1	3.7												
<i>Pleospora</i>																
<i>Polythrincium</i>																
<i>Rhizopus/Mucor</i>																
Rusts																
Smuts/Myxomycetes	5	67	1	18.5												
<i>Stachybotrys</i>																
<i>Stemphylium</i>																
<i>Torula</i>																
<i>Ulocladium</i>																
Unidentified Fungi																
Other																
Mycelial Fragments	1															
Debris Level	Moderate				Absent											
Organic Material	Present				Absent											



Analysis Corporation
 2242 West Harrison Street, Suite 200, Chicago, Illinois 60612
 Phone: (312) 733-0551 Fax: (312) 733-2386
 e-mail address: STAInfo@STATAnalysis.com

MICROBIOLOGY CHAIN OF CUSTODY RECORD

Page: 1 of 3

Turn Around Time: <1 1 2 3 Viable: 8-10
 Other TAT: 1 2 3 Time Due:
 Relinquished by: [Signature] Date/Time: 12/13/14 12:30
 Received by: [Signature] Date/Time: 12/13/14 12:30
 Relinquished by: [Signature] Date/Time: 12/13/14 12:30
 Received for lab by: [Signature] Date/Time: 12/13/14 12:30
 Relinquished by: [Signature] Date/Time: 12/13/14 12:30
 Received by: [Signature] Date/Time: 12/13/14 12:30

Work Order No.: 1320038
 Samples Acceptable: Yes: No:
 Analyzed By: [Signature]
 Date/Time: 12/13/14
 Data File: [Blank]
 QC By: [Blank]
 Reported By (Initial/Date/Time): [Blank]
 Verbal: [Blank]
 Fax/e-mail: [Blank]

Client: Integrity Environmental Services, Inc.
 Street Address: 1240 Iroquois Avenue, Suite 102
 City, State, Zip: Naperville, IL 60563
 Phone: (630) 718-9133
 Fax: (630) 718-9114
 e-mail/Alt. Fax: ies2001@iesglobal.net
 Project Number: 915-01
 Project Name: Hinsdale Middle School
 Project Location: Throughout Building
 Project Manager: Guy Tawzer
 P.O. Number: 915-01

Client Sample Number/Description:	Date Taken	Time Taken	Volume (Liters)	Area Wiped (Units) ²	Laboratory Sample No.	Air Cassette	Direct Exam-Tape	Direct Exam-Swab	Direct Exam-Bulk	Viable	Air Impact	Swab	Bulk	Other
MAD01 - 1040 (Nurse)	12-2-13	08:53	75		001	X								
MAD02 - Commons Area		09:07	75		002									
MAD03 - Rm. 136		09:15	75		003									
MAD04 - Rm. 124		09:24	75		004									
MAD05 - Rm. 1 (Portable)		09:35	75		005									
MAD06 - Rm. 3 (Portable)		09:45	75		006									
MAD07 - Rm. 120		09:56	75		007									
MAD08 - Rm. 119		10:07	75		008									
MAD09 - Rm. 115		10:19	75		009									
MAD10 - Rm. R230		10:35	75		010									
MAD11 - Rm. 227		10:43	75		011									
MAD12 - Rm. 226		10:53	75		012									

Comments:

MICROBIOLOGY CHAIN OF CUSTODY RECORD

Client: Integrity Environmental Services, Inc.
 Street Address: 1240 Iroquois Avenue, Suite 102
 City, State, Zip: Naperville, IL 60563
 Phone: (630) 718-9133
 Fax: (630) 718-9114
 e-mail/Alt. Fax:

Project Number: 915-01
 Project Name: Hinsdale Middle School
 Project Location: Throughout Building
 Project Manager: Guy Jawzer
 P.O. Number: 915-01

Work Order No.: 13120038
 Samples Acceptable: Yes No
 Analyzed By: [Signature]
 Date/Time:
 Data File:
 QC By:
 Reported By (Initial/Date/Time):
 Verbal:
 Fax/e-mail:

Turn Around Time: <1 1 2 3 Viable: 6-10
 Other TAT:
 Date Due:
 Relinquished by: [Signature] Date/Time: [Signature]
 Received by: [Signature] Date/Time: 2/3/13
 Relinquished by: [Signature] Date/Time:
 Received for lab by: Date/Time:
 Relinquished by: Date/Time:
 Received by: Date/Time:

Client Sample Number/Description:	Date Taken	Time Taken	Volume (Liters)	Area Wiped (Units) ²	Laboratory Sample No.	Air Cassette	Direct Exam-Tape	Direct Exam-Swab	Direct Exam-Bulk	Viable	Air Impact	Swab	Bulk	Other
MA13 - Rm. 225	12-2-13	11:03	75		003	X								
MA14 - Rm. 222		11:12	75		014									
MA15 - Rm. 219		11:22	75		005									
MA16 - MRC (Rm. 235)		11:31	75		016									
MA17 - Rm. 216		11:40	75		017									
MA18 - Rm. 214		11:49	75		018									
MA19 - Rm. 211		11:58	75		019									
MA20 - Rm. 210		12:07	75		020									
MA21 - Rm. 209		12:16	75		021									
MA22 - Rm. R239		12:25	75		022									
MA23 - Rm. 207		12:32	75		023									
MA24 - Gym		12:43	75		024									V

Comments:

Client: Integrity Environmental Services, Inc.
Street Address: 1240 Iroquois Avenue, Suite 102
City, State, Zip: Naperville, IL 60563
Phone: (630) 718-9133
Fax: (630) 718-9114
e-mail/Alt. Fax:

Project Number: 915-01
Project Name: Hinsdale Middle School
Project Location: Throughout Building
Project Manager: Guy Tauzer
P.O. Number: 915-01

Client Sample Number/Description:
MAR5 - Bd. Ext. 5.5.12
MAR6 - Blank

Date Taken: 12-2-13

Time Taken: 12:55

Volume (Liters): 75

Area Wiped (Units)²:

Laboratory Sample No.: 025
026

MICROBIOLOGY CHAIN OF CUSTODY RECORD**Office Use Only Section**

Work Order No.: 13/20038
Samples Acceptable: Yes No
Analyzed By: [Signature]
Date/Time:

Reported By (Initial/Date/Time):

Verbal:

Fax/e-mail:

Turn Around Time: <1 1 2 3 **Other TAT:** Viable: 8-10

Relinquished by: [Signature] Date/Time: 12/3/13 7:30
Received by: [Signature] Date/Time: 12/3/13 10:00-VP
Relinquished by: [Signature] Date/Time:
Received for lab by: [Signature] Date/Time:
Relinquished by: [Signature] Date/Time:
Received by: [Signature] Date/Time:

Sample	Air Cassette	Direct Exam-Tape	Direct Exam-Swab	Direct Exam-Bulk	Viable	Air Impact	Swab	Bulk	Other
025	X								
026	↓								

Comments:

**CARPET DUST MICROVAC
SAMPLE DATA**

STAT Analysis Corporation

2242 West Harrison St., Suite 200, Chicago, IL 60612-3766

Tel: (312) 733-0551 Fax: (312) 733-2386 STATinfo@STATAnalysis.com

Accreditation Numbers: IEPA ELAP 100445; ORELAP IL300001; AIHA 101160; NVLAP LabCode I01202-

December 05, 2013

Integrity Environmental Services, Inc.

1240 Iroquois Drive

Suite 302

Naperville, IL 60563

Telephone: (630) 718-9133

Fax: (630) 718-9114

RE: 915-01, Hinsdale Middle School, Throughout

STAT Project No: 13120047

Dear Guy Tawzer:


STAT Analysis received 12 samples for the referenced project on 12/2/2013 5:30:00 PM. The analytical results are presented in the following report.

Enclosed are the analytical results for the above referenced project. The samples were analyzed as per the enclosed chain of custody.

All analyses were performed in accordance with established microbiology methodology. All Quality Control criteria as specified in the methods have been met. QA/QC documentation and raw data will remain on file for future reference. Sample acceptance criteria has been met unless noted in the Case Narrative or Sample Receipt Checklist. If required, an estimate of uncertainty for the analyses can be provided.

Thank you for the opportunity to serve you and I look forward to working with you in the future. If you have any questions about the enclosed materials, please contact me at (312) 733-0551.

Sincerely,



Albio Marquez

Senior Microscopist

The information contained in this report and any attachments is confidential information intended only for the use of the individual or entities named above. The results of this report relate only to the samples tested. If you have received this report in error, please notify us immediately by phone. This report shall not be reproduced, except in its entirety, unless written approval has been obtained from the laboratory. This analytical report shall become property of the Customer upon payment in full. Otherwise, STAT will be under no obligation to support, defend or discuss the analytical report.

STAT Analysis Corporation:

2242 West Harrison St., Suite 200, Chicago, Illinois 60612-3766
 Tel: 312.733.0551; Fax: 312.733.2386; e-mail address: STATinfo@STATAnalysis.com

Analytical Report for Microbiological Analysis - Fungal Spores in Area

Client: Integrity Environmental Services, Inc Date/Time Received: 12/2/13 5:30 PM
 Project ID: 915-01, Hinsdale Middle School Throughout Bldg Date Reported: 12/5/2013
 STAT Project No.: 13120047 Analyzed By: AM/VS

Client Sample No.:	CC01				CC02				CC03				CC04			
Sample Description:	MRC Center				MRC NW Side				Commons East				Commons Middle			
	East Side				by Rm M236				Carpet Block				Level Carpet			
Date Sampled:	12/2/2013				12/2/2013				12/2/2013				12/2/2013			
STAT Sample No.:	13120047-001				13120047-002				13120047-003				13120047-004			
Area (cm ²):	100				100				100				100			
	Total Count	Count/cm ²	DL	%	Total Count	Count/cm ²	DL	%	Total Count	Count/cm ²	DL	%	Total Count	Count/cm ²	DL	%
Total Fungal Spores:	48	0.48	1	100	108	1.08	1	100	52	0.52	1	100	64	0.64	1	100
<i>Alternaria</i>					12	0.12	1	11.1					12	0.12	1	18.8
Ascospores	8	0.08	1	16.7					4	0.04	1	7.7				
<i>Aspergillus/Penicillium</i>																
Basidiospores	8	0.08	1	16.7												
<i>Botrytis</i>																
<i>Cercospora</i>																
<i>Chaetomium</i>																
<i>Cladosporium</i>					4	0.04	1	3.7	4	0.04	1	7.7				
<i>Curvularia</i>																
<i>Drechslera/Bipolaris</i>																
<i>Epicoccum</i>					4	0.04	1	3.7								
<i>Fusarium</i>																
<i>Nigrospora</i>																
<i>Oidium/Erysiphe</i>																
<i>Periconia</i>																
<i>Phoma</i>																
<i>Pithomyces</i>					4	0.04	1	3.7					4	0.04	1	6.3
<i>Pleospora</i>																
<i>Polythrincium</i>																
<i>Rhizopus/Mucor</i>																
Rusts					12	0.12	1	11.1	4	0.04	1	7.7	4	0.04	1	6.3
Smuts/Myxomycetes	32	0.32	1	66.7	56	0.56	1	51.9	32	0.32	1	61.5	40	0.40	1	62.5
<i>Stachybotrys</i>																
<i>Stemphylium</i>																
<i>Torula</i>																
<i>Ulocladium</i>																
Unidentified Fungi																
Other: Coelomyvetes					16	0.16	1	14.8	8	0	1	15.4				
Myrothecium													4	0.04	1	6.3
Mycelial Fragments					20				8							
Debris Level	Moderate				Moderate				Moderate				Moderate			
Organic Material	Present				Present				Present				Present			

Analytical Report for Microbiological Analysis - Fungal Spores in Area

Client: Integrity Environmental Services , Inc Date/Time Received: 12/2/13 5:30 PM
 Project ID: 915-01, Hinsdale Middle School Throughout Bldg Date Reported: 12/5/2013
 STAT Project No.: 13120047 Analyzed By: AM/VS

Client Sample No.:	CC-05				CC-06				CC-07				CC-08			
Sample Description:	Commons West				Student Services				Student Services				Main Office			
	Carpet Block				Main Area				Rm 136							
Date Sampled:	12/2/2013				12/2/2013				12/2/2013				12/2/2013			
STAT Sample No.:	13120047-005				13120047-006				13120047-007				13120047-008			
Area (cm ²):	100				100				100				100			
	Total Count	Count/cm ²	DL	%	Total Count	Count/cm ²	DL	%	Total Count	Count/cm ²	DL	%	Total Count	Count/cm ²	DL	%
Total Fungal Spores:	24	0.24	1	100	20	0.20	1	100	28	0.28	1	100	36	0.36	1	100
<i>Alternaria</i>									12	0.12	1	42.9	4	0.04	1	11.1
Ascospores													4	0.04	1	11.1
<i>Aspergillus/Penicillium</i>																
Basidiospores																
<i>Botrytis</i>																
<i>Cercospora</i>																
<i>Chaetomium</i>																
<i>Cladosporium</i>									4	0.04	1	14.3				
<i>Curvularia</i>																
<i>Drechslera/Bipolaris</i>																
<i>Epicoccum</i>																
<i>Fusarium</i>																
<i>Nigrospora</i>																
<i>Oidium/Erysiphe</i>																
<i>Periconia</i>																
<i>Phoma</i>																
<i>Pithomyces</i>					8	0.08	1	40.0								
<i>Pleospora</i>																
<i>Polythrincium</i>																
<i>Rhizopus/Mucor</i>																
Rusts																
Smuts/Myxomycetes	24	0.24	1	100.0	12	0.12	1	60.0	12	0.12	1	42.9	28	0.28	1	77.8
<i>Stachybotrys</i>																
<i>Stemphylium</i>																
<i>Torula</i>																
<i>Ulocladium</i>																
Unidentified Fungi																
Other																
Mycelial Fragments	4								8				8			
Debris Level	Moderate				Moderate				Moderate				Moderate			
Organic Material	Present				Present				Present				Present			

Analytical Report for Microbiological Analysis - Fungal Spores in Area

Client: Integrity Environmental Services, Inc Date/Time Received: 12/2/13 5:30 PM
 Project ID: 915-01, Hinsdale Middle School Throughout Bldg Date Reported: 12/5/2013
 STAT Project No.: 13120047 Analyzed By: AM/VS

Client Sample No.:	CC-09				CC-10				CC-11				CC-12			
Sample Description:	Portable CR1				Portable CR3				Portable Hall				Blank			
Date Sampled:	12/2/2013				12/2/2013				12/2/2013				12/2/2013			
STAT Sample No.:	13120047-009				13120047-010				13120047-011				13120047-012			
Area (cm ²):	100				100				100				N/A			
	Total Count	Count/cm ²	DL	%	Total Count	Count/cm ²	DL	%	Total Count	Count/cm ²	DL	%	Total Count	Count/cm ²	DL	%
Total Fungal Spores:	24	0.24	1	100	88	0.88	1	100	52	0.52	1	100	0			100
<i>Alternaria</i>	8	0.08	1	33.3	12	0.12	1	13.6								
Ascospores					4	0.04	1	4.5	4	0.04	1	7.7				
<i>Aspergillus/Penicillium</i>																
Basidiospores																
<i>Botrytis</i>																
<i>Cercospora</i>																
<i>Chaetomium</i>																
<i>Cladosporium</i>																
<i>Curvularia</i>																
<i>Drechslera/Bipolaris</i>																
<i>Epicoccum</i>					4	0.04	1	4.5								
<i>Fusarium</i>																
<i>Nigrospora</i>																
<i>Oidium/Erysiphe</i>																
<i>Periconia</i>																
<i>Phoma</i>																
<i>Pithomyces</i>	4	0.04	1	16.7	28	0.28	1	31.8	4	0.04	1	7.7				
<i>Pleospora</i>																
<i>Polythrincium</i>																
<i>Rhizopus/Mucor</i>																
Rusts																
Smuts/Myxomycetes	12	0.12	1	50.0	36	0.36	1	40.9	44	0.44	1	84.6				
<i>Stachybotrys</i>																
<i>Stemphylium</i>																
<i>Torula</i>																
<i>Ulocladium</i>																
Unidentified Fungi																
Other: Myrothecium					4	0.04	1	4.5								
Mycelial Fragments	8				8											
Debris Level	Moderate				Moderate				Moderate				Absent			
Organic Material	Present				Present				Present				Absent			

MICROBIOLOGY CHAIN OF CUSTODY RECORD

Page: 1 of 1

Turn Around Time: <1 1 2 3 4
 Other TAT: _____ Date Due: _____
 Relinquished by: [Signature] Date/Time: 12-2-13 1:50
 Received by: [Signature] Date/Time: 12-2-13 1:50
 Relinquished by: _____ Date/Time: _____
 Received for lab by: _____ Date/Time: _____
 Relinquished by: _____ Date/Time: _____
 Received by: _____ Date/Time: _____

Work Order No.: 13120047
 Samples Acceptable: Yes No
 Analyzed By: [Signature]
 Date/Time: 12/2/13
 Data File: _____
 QC By: _____
 Reported By (Initial/Date/Time): _____
 Verbal: _____
 Fax/e-mail: _____

Client: Integrity Environmental Services, Inc.
 Street Address: 1240 Inoquois Avenue, Suite 102
 City, State, Zip: Naperville, IL 60563
 Phone: (630) 718-9133
 Fax: (630) 718-9114
 e-mail/Alt. Fax: _____
 Project Number: 915-01
 Project Name: Hinsdale Middle School
 Project Location: Throughout Building
 Project Manager: Guy Jawzer
 P.O. Number: 915-01

Client Sample Number/Description:	Date Taken	Time Taken	Volume (Liters)	Area Vial (Units)	Laboratory Sample No.	Air Cassette	Direct Exam-Tape	Direct Exam-Swab	Direct Exam-Bulk	Viable	Air Impact	Swab	Bulk	Other
CC01 - MIRE - Center East 2nd Fl	12-2-13	14:00	100cm ³	100cm ²	001									
CC02 - MIRC - NW Side By Co. M236		14:07	100cm ³	100cm ²	002									
CC03 - Commons East 2nd Fl		14:15	100cm ³	100cm ²	003									
CC04 - Commons Middle Level Corridor		14:21	100cm ³	100cm ²	004									
CC05 - Commons West Corridor		14:28	100cm ³	100cm ²	005									
CC06 - Student Services - Main Area		14:35	100cm ³	100cm ²	006									
CC07 - Student Services - Rm. 136		14:40	100cm ³	100cm ²	007									
CC08 - Main Office		14:45	100cm ³	100cm ²	008									
CC09 - Portable CR 1		14:52	100cm ³	100cm ²	009									
CC10 - Portable CR 3		14:57	100cm ³	100cm ²	010									
CC11 - Portable Hall		15:02	100cm ³	100cm ²	011									
CC12 - Blank					012									

Comments:

EXHIBIT D


Hinsdale Middle School
100 South Garfield Ave.
Hinsdale, Illinois
IES Project No: 915-01

Date: 12/3/13

Description:

Scan of main entrance
doorway from exterior
of building.

Scan Number: 1



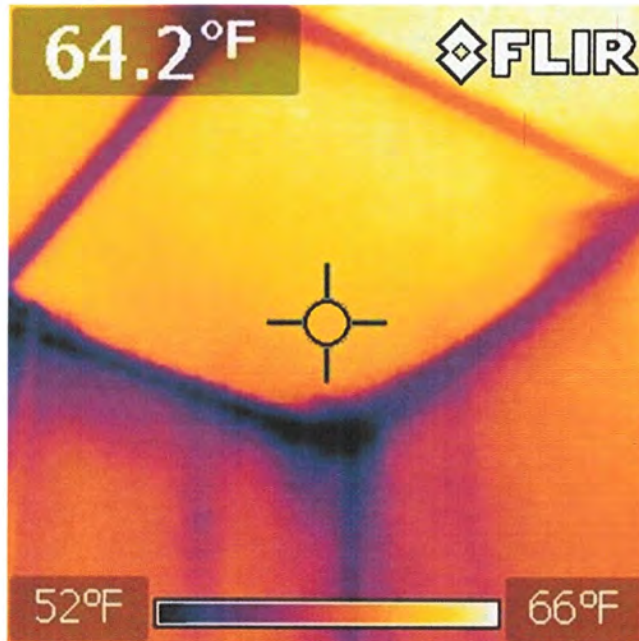
Hinsdale Middle School
100 South Garfield Ave.
Hinsdale, Illinois
IES Project No: 915-01

Date: 12/3/13

Description:

Scan of northeast corner
of classroom at ceiling
in classroom 119.

Scan Number: 2



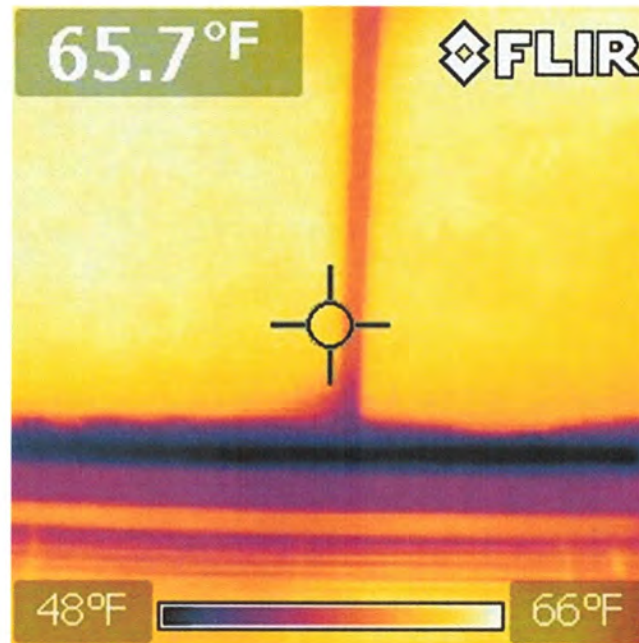
Hinsdale Middle School
100 South Garfield Ave.
Hinsdale, Illinois
IES Project No: 915-01

Date: 12/3/13

Description:

Scan of wall/lay-in
ceiling intersection at
center of north wall in
classroom 119.

Scan Number: 3



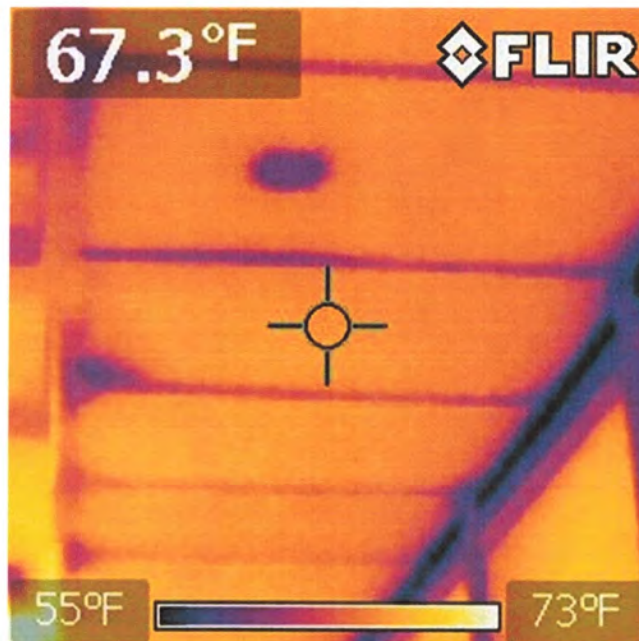
Hinsdale Middle School
100 South Garfield Ave.
Hinsdale, Illinois
IES Project No: 915-01

Date: 12/3/13

Description:

Scan of ceiling tiles
along wall/lay-in ceiling
intersection on the north
wall in classroom 119.

Scan Number: 4




Hinsdale Middle School
100 South Garfield Ave.
Hinsdale, Illinois
IES Project No: 915-01

Date: 12/3/13

Description:

Scan of the north wall in
classroom 120, opposite
stairwell S3.

Scan Number: 5



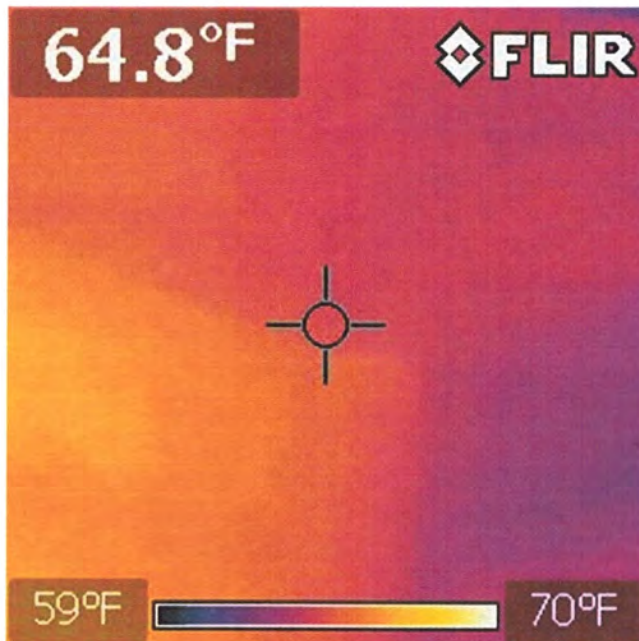
Hinsdale Middle School
100 South Garfield Ave.
Hinsdale, Illinois
IES Project No: 915-01

Date: 12/3/13

Description:

Scan of south wall
ceiling intersection at
entrance to stairwell S3.

Scan Number: 6



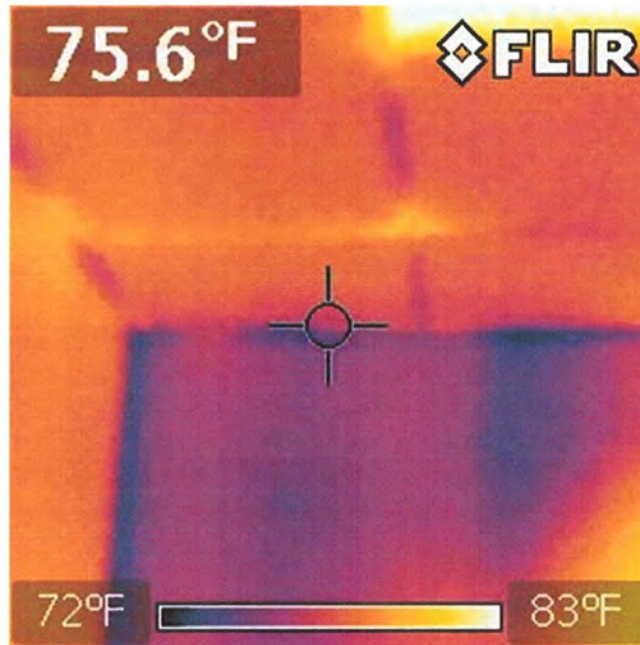
Hinsdale Middle School
100 South Garfield Ave.
Hinsdale, Illinois
IES Project No: 915-01

Date: 12/3/13

Description:

Scan of wall/ceiling
intersection at southeast
corner of Asst.
Principal's office.

Scan Number: 7



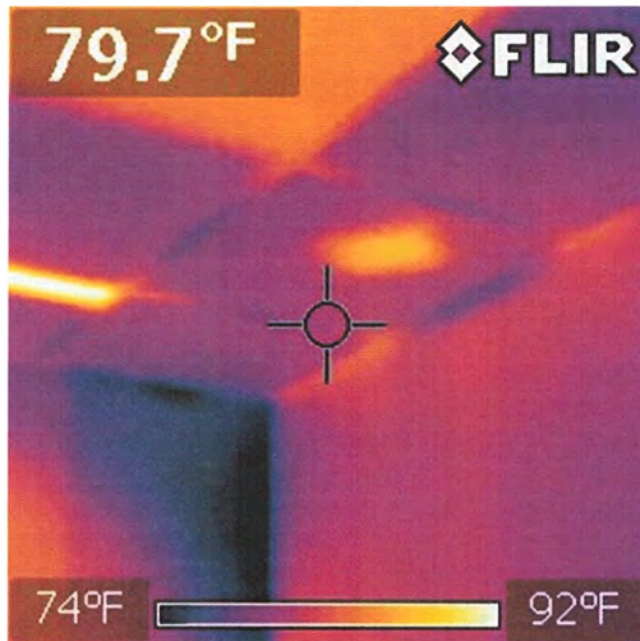
Hinsdale Middle School
100 South Garfield Ave.
Hinsdale, Illinois
IES Project No: 915-01

Date: 12/3/13

Description:

Scan of wall/ceiling
intersection at southeast
corner of Asst.
Principal's office.

Scan Number: 8



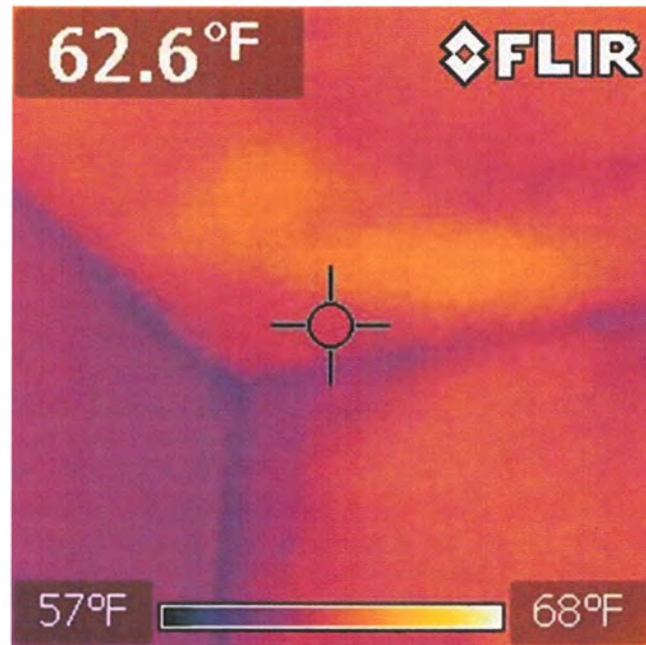
Hinsdale Middle School
100 South Garfield Ave.
Hinsdale, Illinois
IES Project No: 915-01

Date: 12/3/13

Description:

Scan of wall/ceiling
intersection on south
wall above entrance to
stairwell S5.

Scan Number: 9



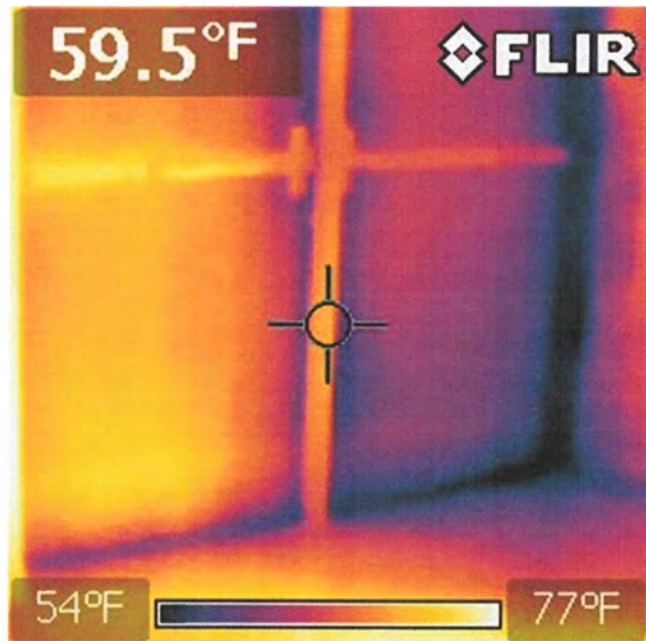
Hinsdale Middle School
100 South Garfield Ave.
Hinsdale, Illinois
IES Project No: 915-01

Date: 12/3/13

Description:

Scan of exterior
doorway adjacent to
stairwell S5.

Scan Number: 10




Hinsdale Middle School
100 South Garfield Ave.
Hinsdale, Illinois
IES Project No: 915-01

Date: 12/3/13

Description:

Scan of wall/ceiling
intersection in southwest
corner of stairwell S5,
opposite stairwell S4.

Scan Number: 11




Hinsdale Middle School
100 South Garfield Ave.
Hinsdale, Illinois
IES Project No: 915-01

Date: 12/3/13

Description:

Scan of southwest
corner of room 103C
(Student Services),
opposite stairwell S5.

Scan Number: 12




Hinsdale Middle School
100 South Garfield Ave.
Hinsdale, Illinois
IES Project No: 915-01

Date: 12/3/13

Description:

Scan of south wall in
room 103C (Student
Services), opposite
stairwell S5.

Scan Number: 13



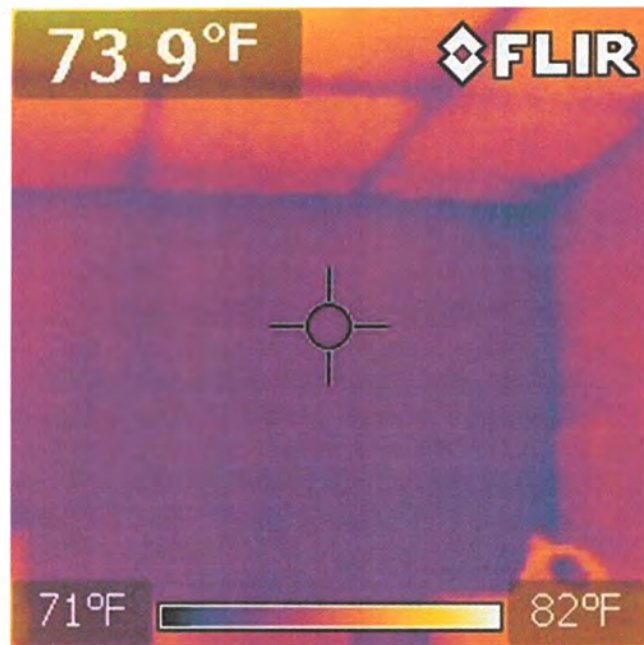
Hinsdale Middle School
100 South Garfield Ave.
Hinsdale, Illinois
IES Project No: 915-01

Date: 12/3/13

Description:

Scan of south wall in
room 136 (Student
Services), opposite
stairwell S5.

Scan Number: 14



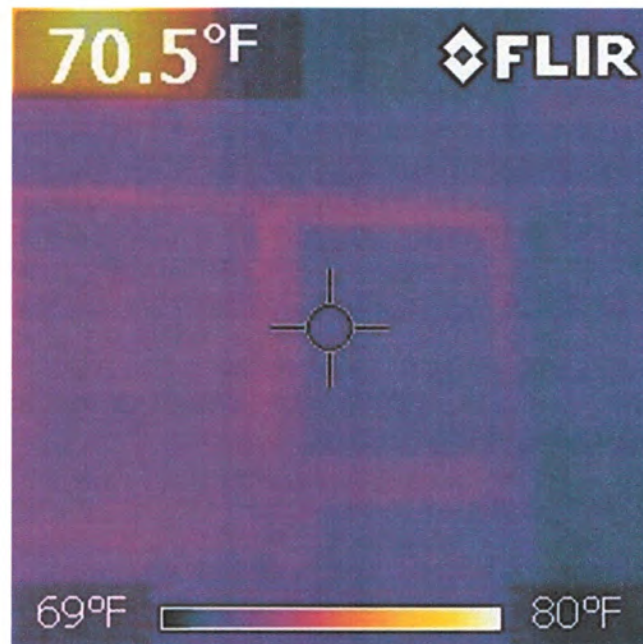
Hinsdale Middle School
100 South Garfield Ave.
Hinsdale, Illinois
IES Project No: 915-01

Date: 12/3/13

Description:

Scan of west wall in
classroom 124 (music).

Scan Number: 15



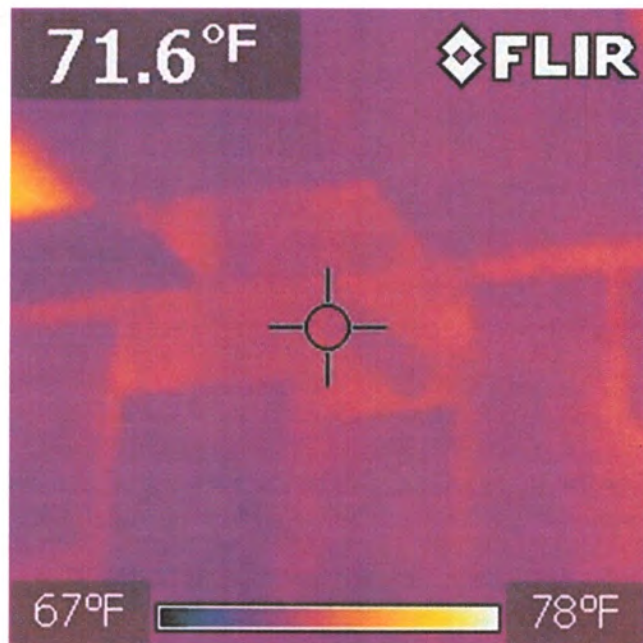
Hinsdale Middle School
100 South Garfield Ave.
Hinsdale, Illinois
IES Project No: 915-01

Date: 12/3/13

Description:

Scan of west wall in
classroom 124 (music).

Scan Number: 16



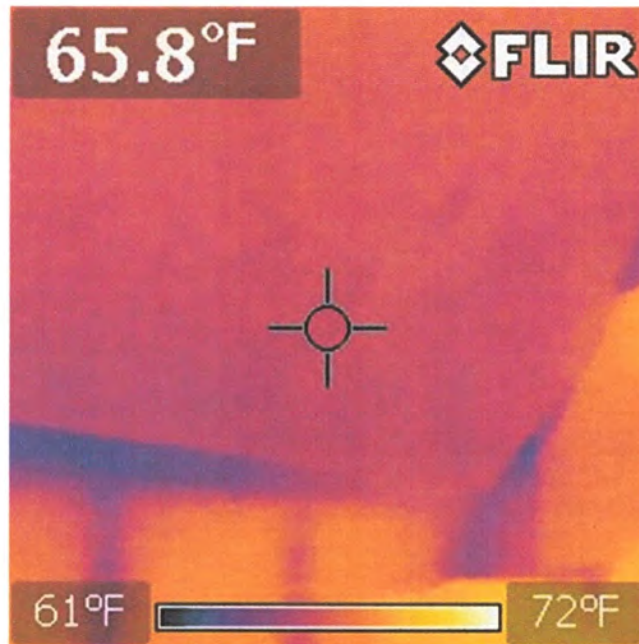
Hinsdale Middle School
100 South Garfield Ave.
Hinsdale, Illinois
IES Project No: 915-01

Date: 12/3/13

Description:

Scan of ceiling in
southwest corner of
classroom 124 (music).

Scan Number: 17



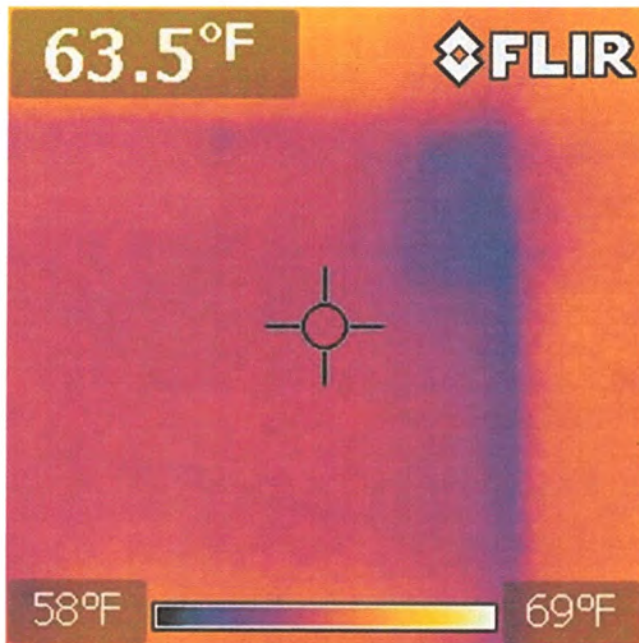
Hinsdale Middle School
100 South Garfield Ave.
Hinsdale, Illinois
IES Project No: 915-01

Date: 12/3/13

Description:

Scan of second floor
ceiling/wall intersection
in northwest corner of
stairwell S4.

Scan Number: 18



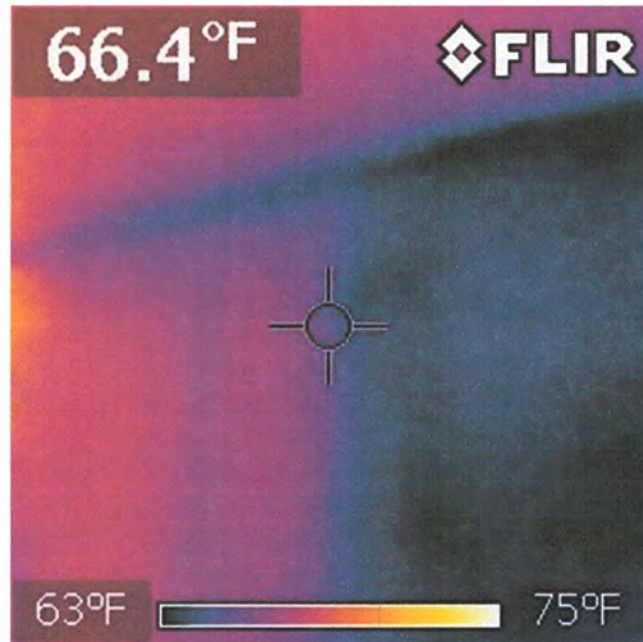
Hinsdale Middle School
100 South Garfield Ave.
Hinsdale, Illinois
IES Project No: 915-01

Date: 12/3/13

Description:

Scan of second floor
ceiling/wall intersection
on southwest side of
stairwell S4.

Scan Number: 19



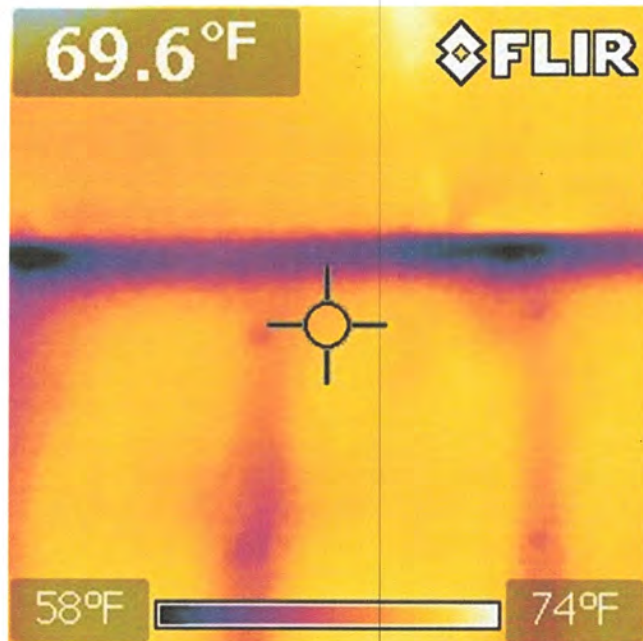
Hinsdale Middle School
100 South Garfield Ave.
Hinsdale, Illinois
IES Project No: 915-01

Date: 12/3/13

Description:

Scan of southeast corner
of classroom at ceiling
in classroom 222.

Scan Number: 20



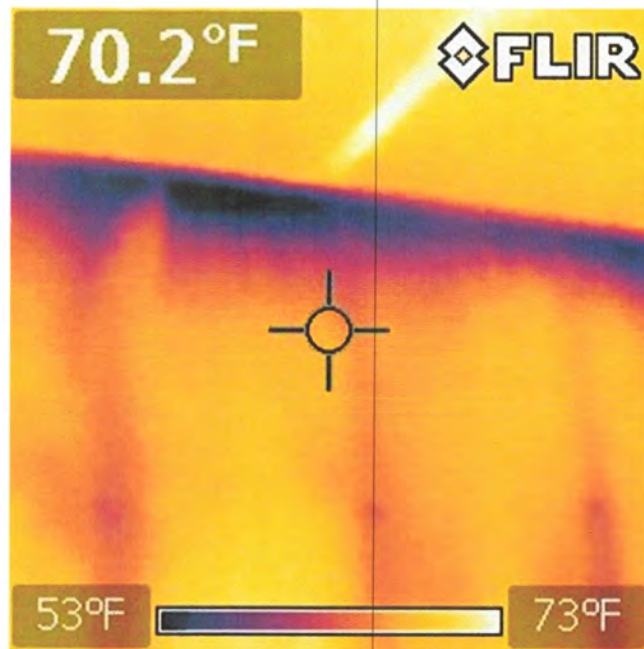
Hinsdale Middle School
100 South Garfield Ave.
Hinsdale, Illinois
IES Project No: 915-01

Date: 12/3/13

Description:

Scan of east portion of
south wall in classroom
222.

Scan Number: 21



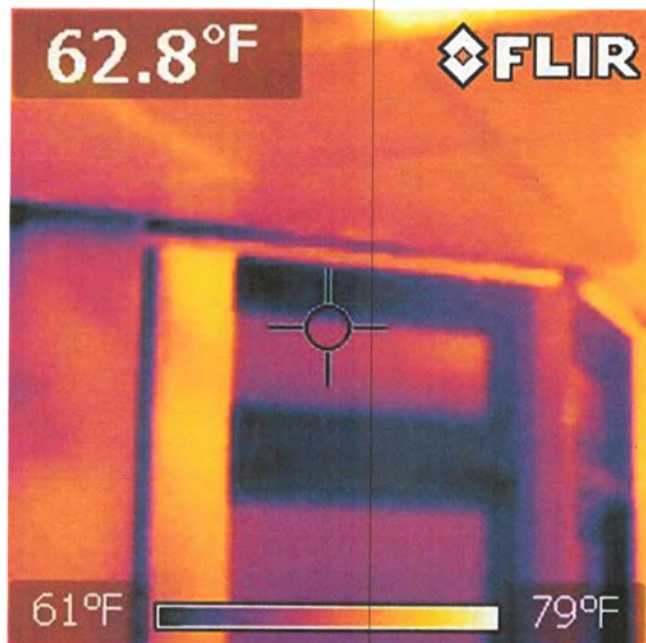
Hinsdale Middle School
100 South Garfield Ave.
Hinsdale, Illinois
IES Project No: 915-01

Date: 12/3/13

Description:

Scan of south wall and
balcony door in
classroom 222.

Scan Number: 22




Hinsdale Middle School
100 South Garfield Ave.
Hinsdale, Illinois
IES Project No: 915-01

Date: 12/3/13

Description:

Scan of southwest
corner in classroom 222.

Scan Number: 23




Hinsdale Middle School
100 South Garfield Ave.
Hinsdale, Illinois
IES Project No: 915-01

Date: 12/3/13

Description:

Scan of southwest wall
and balcony door of
classroom 225.

Scan Number: 24



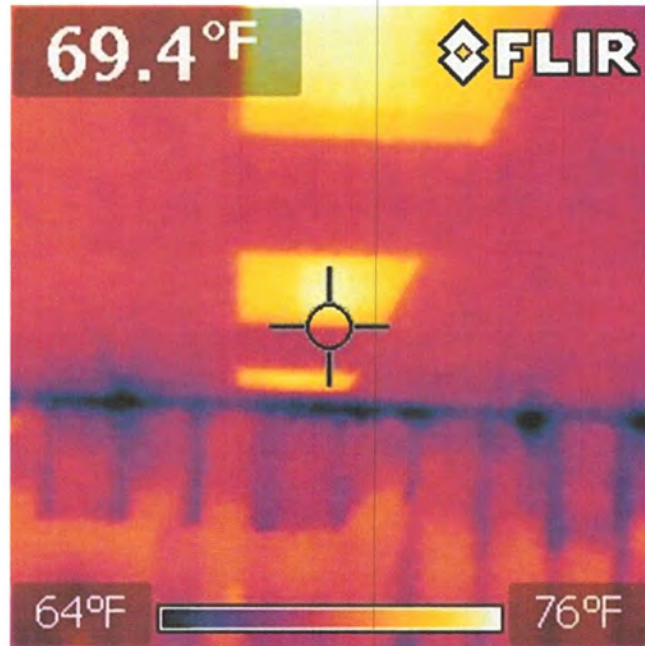
Hinsdale Middle School
100 South Garfield Ave.
Hinsdale, Illinois
IES Project No: 915-01

Date: 12/3/13

Description:

Scan of ceiling/wall
intersection along south
wall in classroom 225.

Scan Number: 25




Hinsdale Middle School
100 South Garfield Ave.
Hinsdale, Illinois
IES Project No: 915-01

Date: 12/3/13

Description:

Scan of ceiling/wall
intersection in southeast
corner of classroom 225.

Scan Number: 26



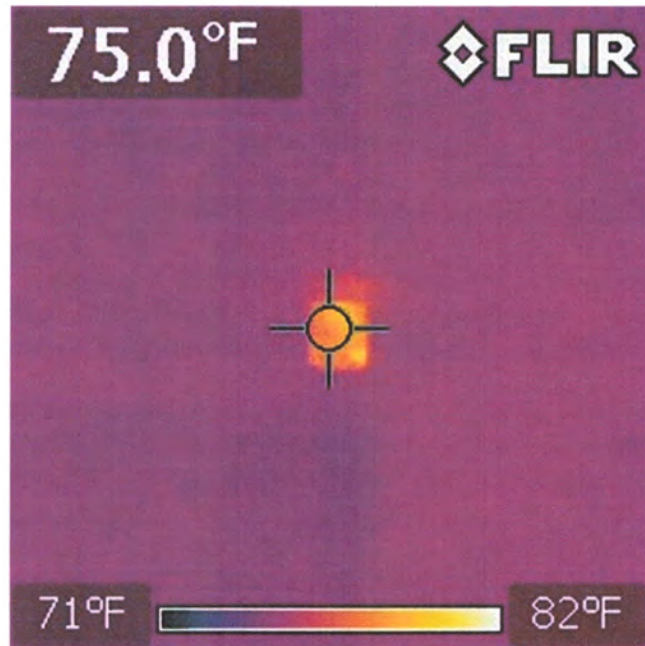
Hinsdale Middle School
100 South Garfield Ave.
Hinsdale, Illinois
IES Project No: 915-01

Date: 12/3/13

Description:

Scan northeast corner of
room R230 (boys'
restroom).

Scan Number: 27



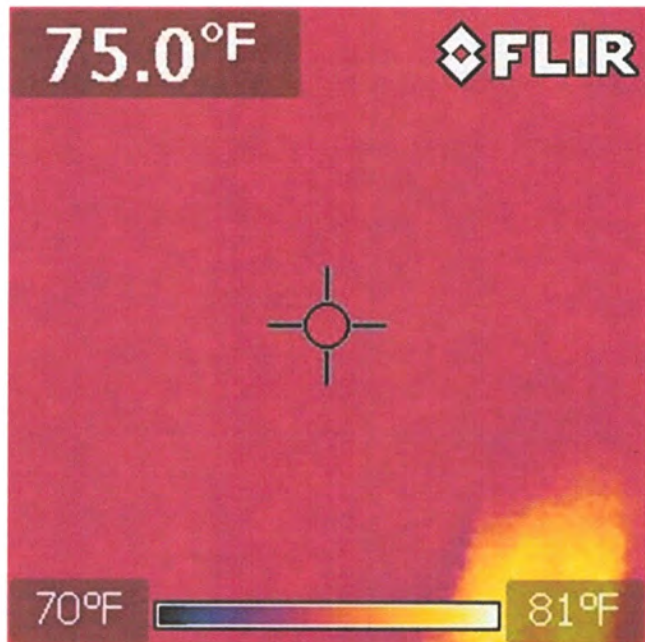
Hinsdale Middle School
100 South Garfield Ave.
Hinsdale, Illinois
IES Project No: 915-01

Date: 12/3/13

Description:

Scan of southeast corner
of room R230 (boys'
restroom).

Scan Number: 28




Hinsdale Middle School
100 South Garfield Ave.
Hinsdale, Illinois
IES Project No: 915-01

Date: 12/3/13

Description:

Scan of east wall in
classroom 228, adjacent
to classroom entry door.

Scan Number: 29



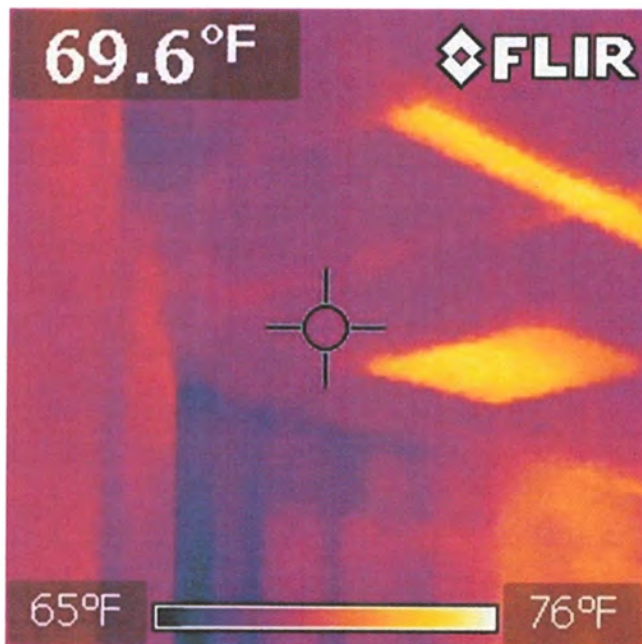
Hinsdale Middle School
100 South Garfield Ave.
Hinsdale, Illinois
IES Project No: 915-01

Date: 12/3/13

Description:

Scan of ceiling in
southeast corner of
classroom 228.

Scan Number: 30




Hinsdale Middle School
100 South Garfield Ave.
Hinsdale, Illinois
IES Project No: 915-01

Date: 12/3/13

Description:

Scan of east and south
walls in room R231
(girls' restroom).

Scan Number: 31



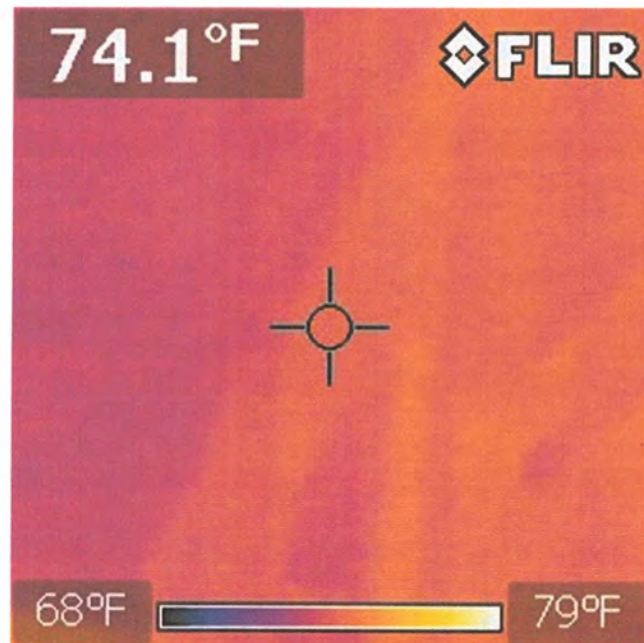
Hinsdale Middle School
100 South Garfield Ave.
Hinsdale, Illinois
IES Project No: 915-01

Date: 12/3/13

Description:

Scan wall/ceiling
intersection along south
wall opposite stairwell
S3, in classroom 208.

Scan Number: 32




Hinsdale Middle School
100 South Garfield Ave.
Hinsdale, Illinois
IES Project No: 915-01

Date: 12/3/13

Description:

Scan of ceiling along
south wall in room R239
(boys' restroom).

Scan Number: 33



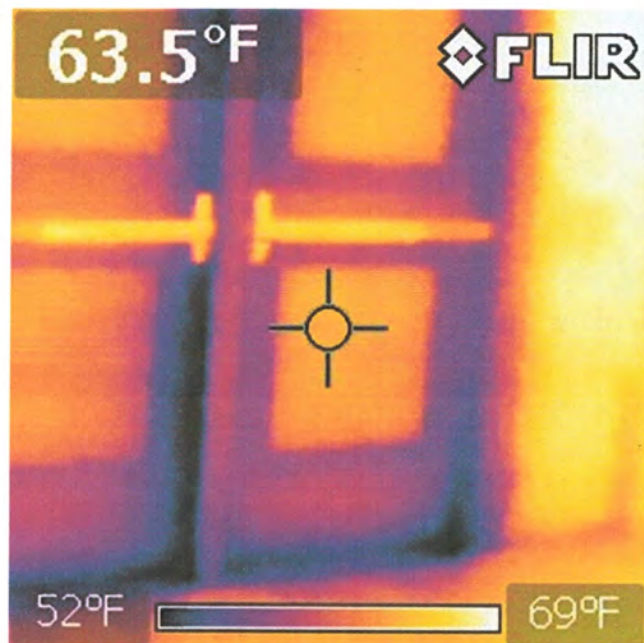
Hinsdale Middle School
100 South Garfield Ave.
Hinsdale, Illinois
IES Project No: 915-01

Date: 12/3/13

Description:

Scan of exterior doors at
hallway leading to
portable classroom
building.

Scan Number: 34



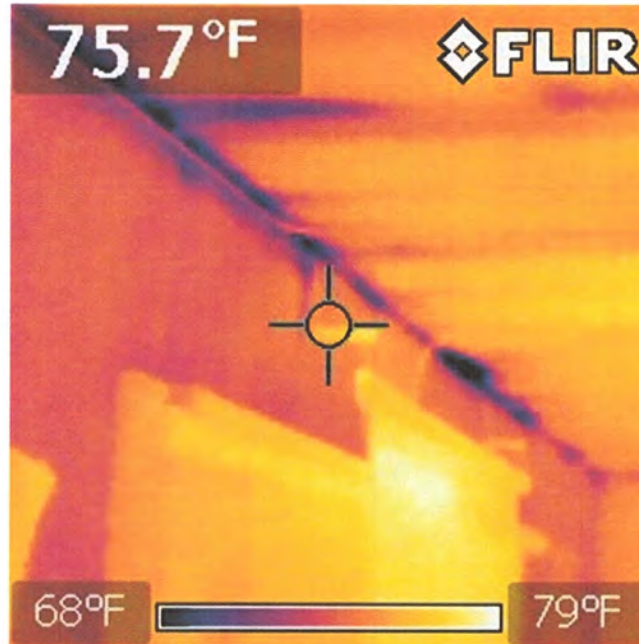
Hinsdale Middle School
100 South Garfield Ave.
Hinsdale, Illinois
IES Project No: 915-01

Date: 12/3/13

Description:

Scan of wall/ceiling
intersection along the
west wall in portable
classroom 1.

Scan Number: 35



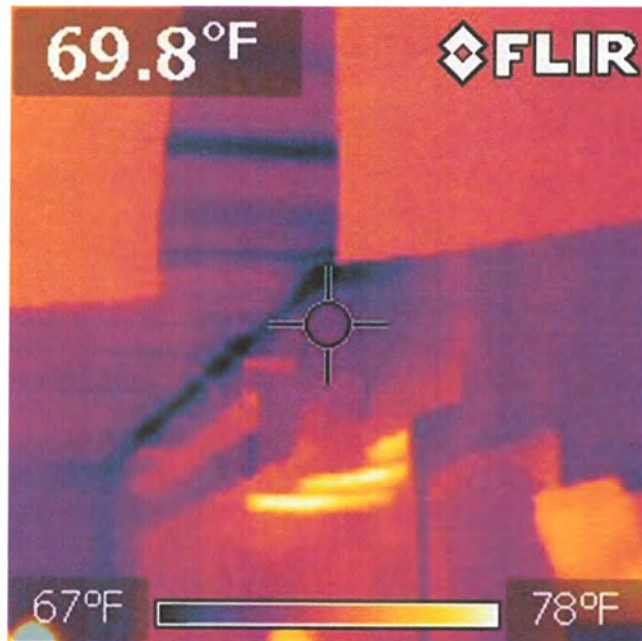
Hinsdale Middle School
100 South Garfield Ave.
Hinsdale, Illinois
IES Project No: 915-01

Date: 12/3/13

Description:

Scan of wall/ceiling
intersection along the
west wall in portable
classroom 4.

Scan Number: 36




Hinsdale Middle School
100 South Garfield Ave.
Hinsdale, Illinois
IES Project No: 915-01

Date: 12/3/13

Description:

Scan of center portion of
ceiling within portable
classroom 4.

Scan Number: 37




Hinsdale Middle School
100 South Garfield Ave.
Hinsdale, Illinois
IES Project No: 915-01

Date: 12/3/13

Description:

Scan of corridor ceiling
(looking east) within
portable classroom
building.

Scan Number: 38



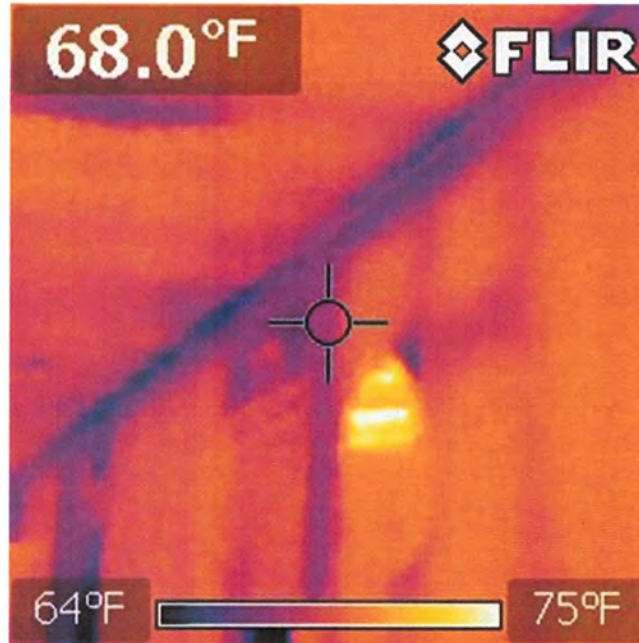
Hinsdale Middle School
100 South Garfield Ave.
Hinsdale, Illinois
IES Project No: 915-01

Date: 12/3/13

Description:

Scan of wall/ceiling
intersection along west
wall within portable
classroom 3.

Scan Number: 39




Hinsdale Middle School
100 South Garfield Ave.
Hinsdale, Illinois
IES Project No: 915-01

Date: 12/3/13

Description:

Scan of wall/ceiling
intersection along east
wall within portable
classroom 3.

Scan Number: 40




Hinsdale Middle School
100 South Garfield Ave.
Hinsdale, Illinois
IES Project No: 915-01

Date: 12/3/13

Description:

Scan of center portion of
ceiling within portable
classroom 1.

Scan Number: 41



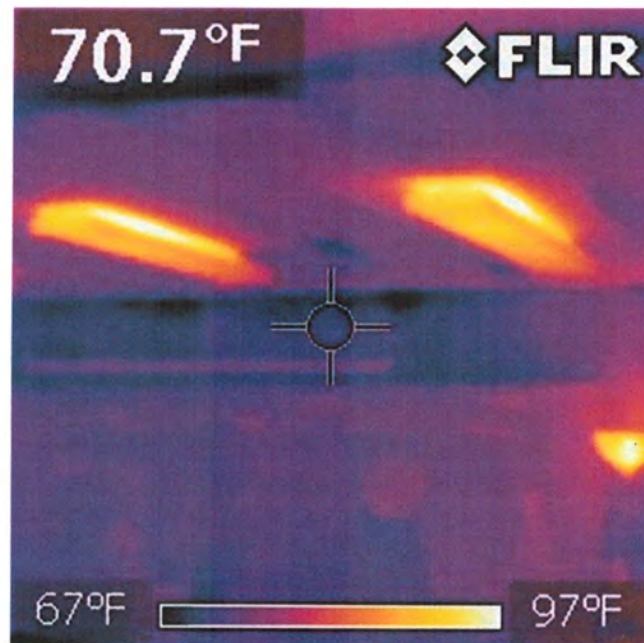
Hinsdale Middle School
100 South Garfield Ave.
Hinsdale, Illinois
IES Project No: 915-01

Date: 12/3/13

Description:

Scan of ceiling/wall
intersection along the
east wall within portable
classroom 2.

Scan Number: 42



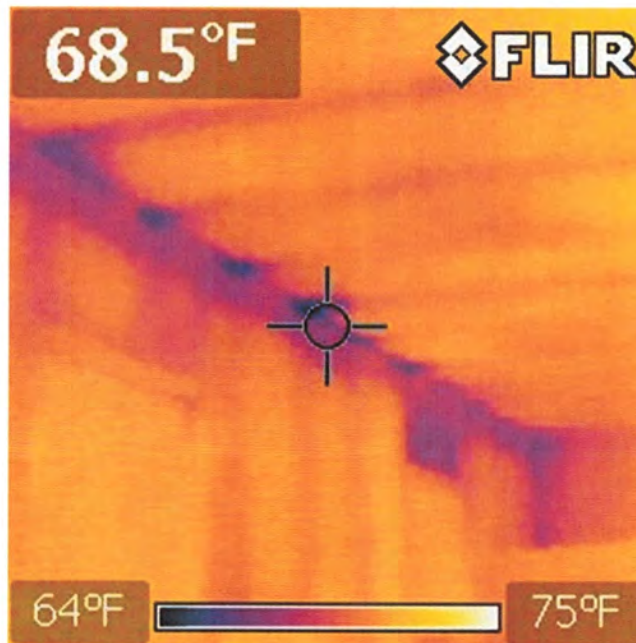
Hinsdale Middle School
100 South Garfield Ave.
Hinsdale, Illinois
IES Project No: 915-01

Date: 12/3/13

Description:

Scan of ceiling/wall
intersection along the
west wall within
portable classroom 2.

Scan Number: 43




Hinsdale Middle School
100 South Garfield Ave.
Hinsdale, Illinois
IES Project No: 915-01

Date: 12/3/13

Description:

Scan of west exterior
doors in portable
classroom building.

Scan Number: 44




Hinsdale Middle School
100 South Garfield Ave.
Hinsdale, Illinois
IES Project No: 915-01

Date: 12/3/13

Description:

Scan of the third floor ceiling along the south wall in the vestibule of stairwell S1.

Scan Number: 45




Hinsdale Middle School
100 South Garfield Ave.
Hinsdale, Illinois
IES Project No: 915-01

Date: 12/3/13

Description:

Scan of HVAC ductwork located overhead along east wall of 3rd floor gymnasium.

Scan Number: 46



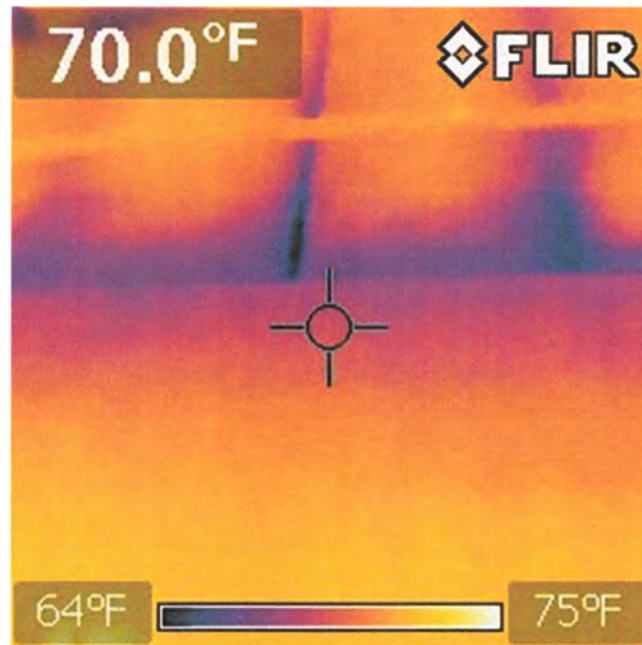
Hinsdale Middle School
100 South Garfield Ave.
Hinsdale, Illinois
IES Project No: 915-01

Date: 12/3/13

Description:

Scan of HVAC
ductwork located
overhead along east wall
of 3rd floor gymnasium.

Scan Number: 47




Hinsdale Middle School
100 South Garfield Ave.
Hinsdale, Illinois
IES Project No: 915-01

Date: 12/3/13

Description:

Scan of third floor
ceiling/wall intersection
above doorway in
northwest corner of
stairwell S4.

Scan Number: 48



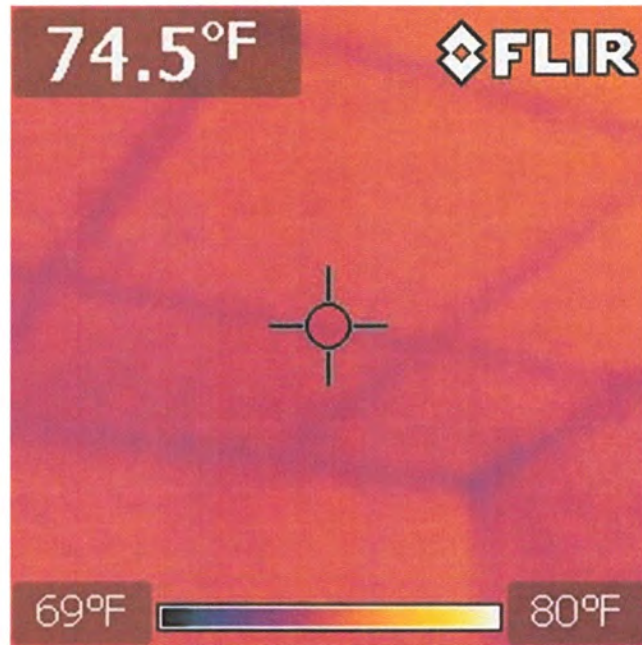
Hinsdale Middle School
100 South Garfield Ave.
Hinsdale, Illinois
IES Project No: 915-01

Date: 12/3/13

Description:

Scan of third floor
ceiling/wall intersection
above doorway in
northeast corner of
stairwell S5.

Scan Number: 49



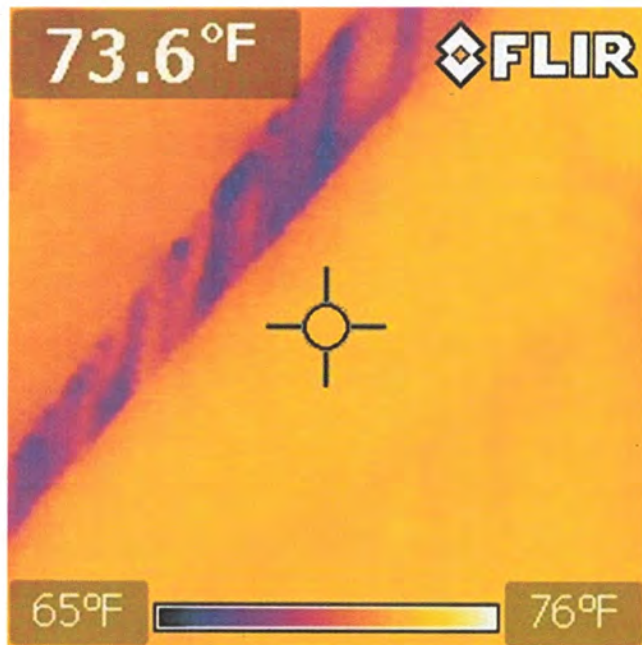
Hinsdale Middle School
100 South Garfield Ave.
Hinsdale, Illinois
IES Project No: 915-01

Date: 12/3/13

Description:

Scan of HVAC
ductwork located
overhead along south
wall of 3rd floor
gymnasium, above
entrance to stairwells S4
and S5.

Scan Number: 50



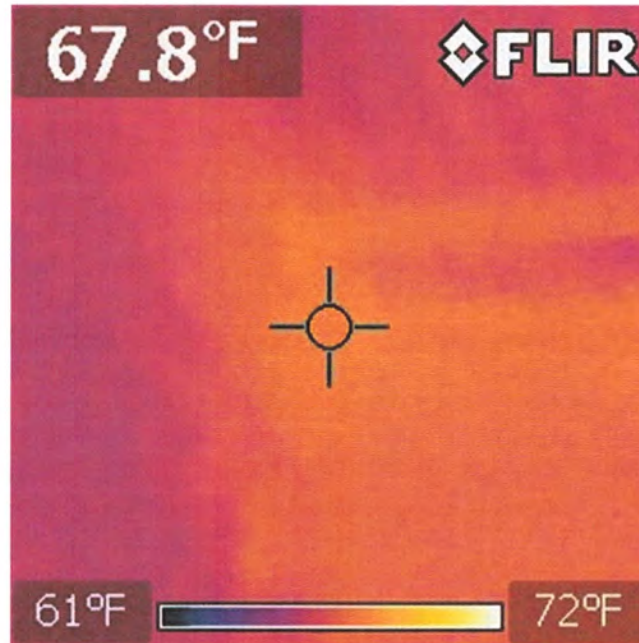
Hinsdale Middle School
100 South Garfield Ave.
Hinsdale, Illinois
IES Project No: 915-01

Date: 12/3/13

Description:

Scan of southwest
corner at wall/roof deck
intersection within room
M309 (gymnasium
mechanical room).

Scan Number: 51



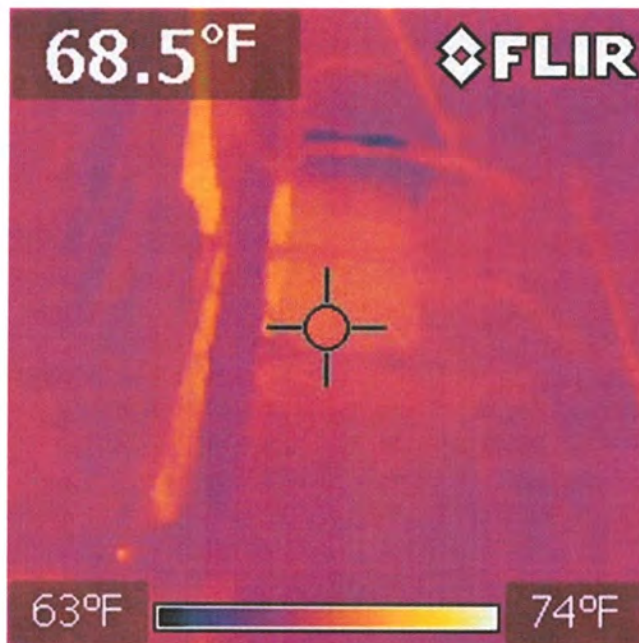
Hinsdale Middle School
100 South Garfield Ave.
Hinsdale, Illinois
IES Project No: 915-01

Date: 12/3/13

Description:

Scan of south wall/roof
deck intersection
adjacent to doorway
within room M309
(gymnasium mechanical
room).

Scan Number: 52




Hinsdale Middle School
100 South Garfield Ave.
Hinsdale, Illinois
IES Project No: 915-01

Date: 12/3/13

Description:

Scan of ceiling and doorway to balcony along south wall in classroom 228.

Scan Number: 53



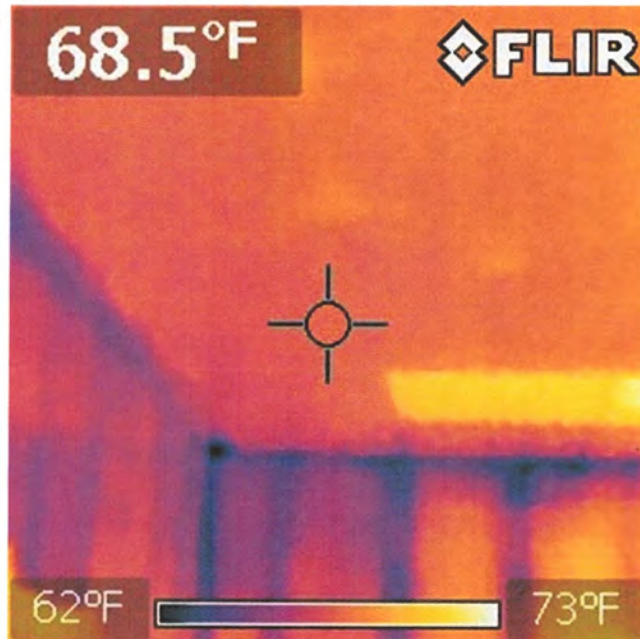
Hinsdale Middle School
100 South Garfield Ave.
Hinsdale, Illinois
IES Project No: 915-01

Date: 12/3/13

Description:

Scan of ceiling/wall intersection in southeast corner of classroom 228.

Scan Number: 54




Hinsdale Middle School
100 South Garfield Ave.
Hinsdale, Illinois
IES Project No: 915-01

Date: 12/3/13

Description:

Scan of ceiling/wall
intersection in southwest
corner of classroom 228.

Scan Number: 55



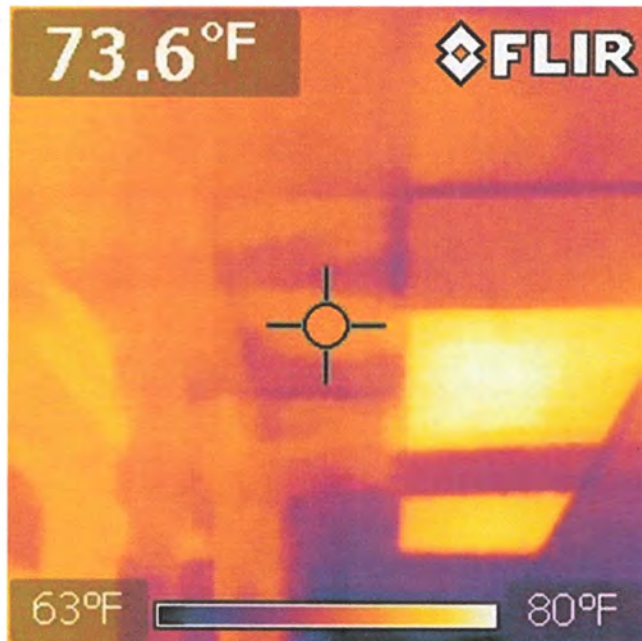
Hinsdale Middle School
100 South Garfield Ave.
Hinsdale, Illinois
IES Project No: 915-01

Date: 12/3/13

Description:

Scan of ceiling along
south portion of east
wall (opposite stairwell
S4) in classroom 216.

Scan Number: 56



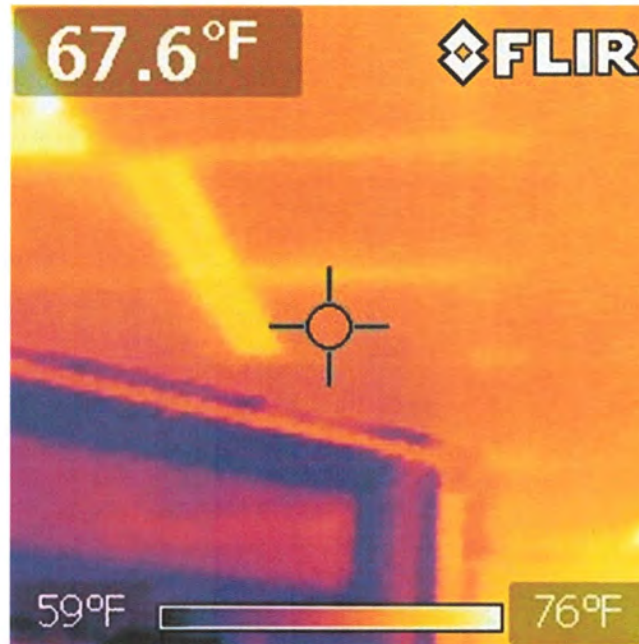
Hinsdale Middle School
100 South Garfield Ave.
Hinsdale, Illinois
IES Project No: 915-01

Date: 12/3/13

Description:

Scan of ceiling above
balcony doorway on
west side of classroom
211.

Scan Number: 57



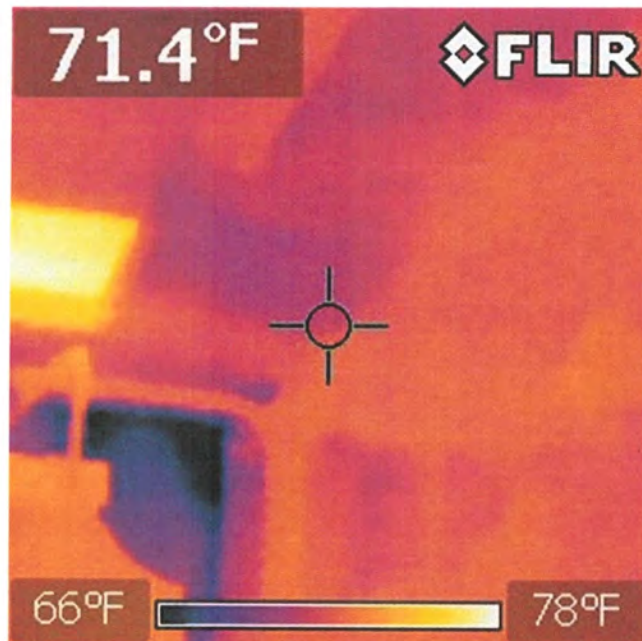
Hinsdale Middle School
100 South Garfield Ave.
Hinsdale, Illinois
IES Project No: 915-01

Date: 12/3/13

Description:

Scan of ceiling/wall
intersection in northwest
corner of classroom 211.

Scan Number: 58




Hinsdale Middle School
100 South Garfield Ave.
Hinsdale, Illinois
IES Project No: 915-01

Date: 12/3/13

Description:

Scan of east wall/ceiling
intersection in room
M241 (girls' restroom),
adjacent to classroom
207.

Scan Number: 59




Hinsdale Middle School
100 South Garfield Ave.
Hinsdale, Illinois
IES Project No: 915-01

Date: 12/3/13

Description:

Scan of ceiling along
north wall in room
M241 (girls' restroom),
adjacent to classroom
207.

Scan Number: 60




Hinsdale Middle School
100 South Garfield Ave.
Hinsdale, Illinois
IES Project No: 915-01

Date: 12/3/13

Description:

Scan of ceiling along the
north wall within
classroom 115.

Scan Number: 61




Hinsdale Middle School
100 South Garfield Ave.
Hinsdale, Illinois
IES Project No: 915-01

Date: 12/3/13

Description:

Scan of ceiling/wall
intersection in southwest
corner of room R140D
(nurse's office).

Scan Number: 62




Hinsdale Middle School
100 South Garfield Ave.
Hinsdale, Illinois
IES Project No: 915-01

Date: 12/3/13

Description:

Scan of ceiling/wall
intersection in southeast
corner of room R140D
(nurse's office).

Scan Number: 63




Hinsdale Middle School
100 South Garfield Ave.
Hinsdale, Illinois
IES Project No: 915-01

Date: 12/3/13

Description:

Scan of floor/wall
intersection along south
wall in classroom 223.

Scan Number: 64




Hinsdale Middle School
100 South Garfield Ave.
Hinsdale, Illinois
IES Project No: 915-01

Date: 12/3/13

Description:

Scan of floor/wall
intersection at west end
of south wall in
classroom 223.

Scan Number: 65




Hinsdale Middle School
100 South Garfield Ave.
Hinsdale, Illinois
IES Project No: 915-01

Date: 12/3/13

Description:

Scan of ceiling in
southeast corner of
classroom 223.

Scan Number: 66




Hinsdale Middle School
100 South Garfield Ave.
Hinsdale, Illinois
IES Project No: 915-01

Date: 12/3/13

Description:

Scan of ceiling along
south wall in classroom
210.

Scan Number: 67




Hinsdale Middle School
100 South Garfield Ave.
Hinsdale, Illinois
IES Project No: 915-01

Date: 12/3/13

Description:

Scan of ceiling at
balcony door on
southwest side of
classroom 210.

Scan Number: 68



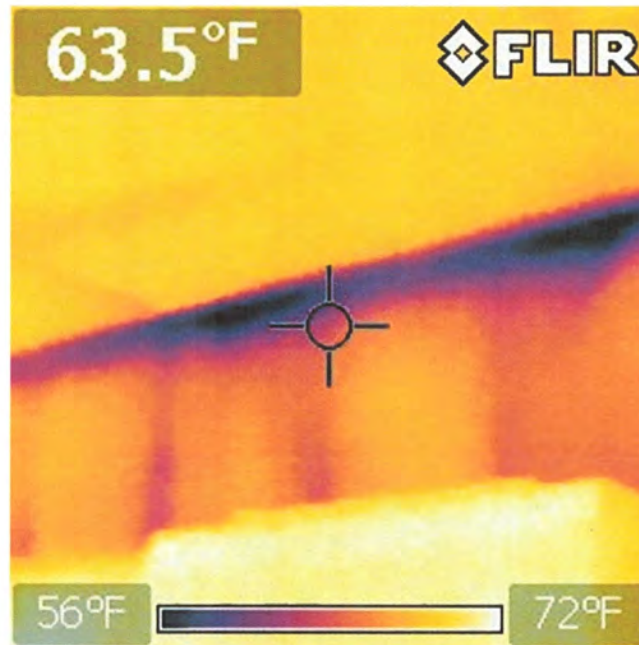
Hinsdale Middle School
100 South Garfield Ave.
Hinsdale, Illinois
IES Project No: 915-01

Date: 12/3/13

Description:

Scan of ceiling/wall
intersection along north
wall of classroom 210.

Scan Number: 69



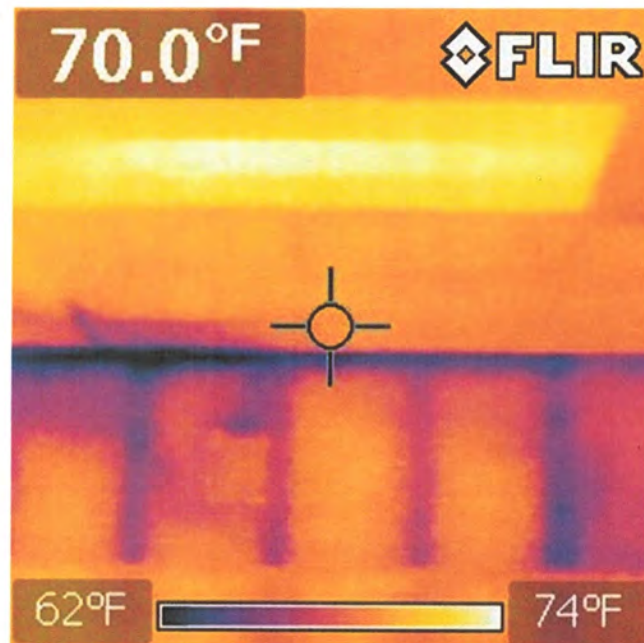
Hinsdale Middle School
100 South Garfield Ave.
Hinsdale, Illinois
IES Project No: 915-01

Date: 12/3/13

Description:

Scan of ceiling/wall
intersection along
northwest wall of
classroom 210.

Scan Number: 70




Hinsdale Middle School
100 South Garfield Ave.
Hinsdale, Illinois
IES Project No: 915-01

Date: 12/3/13

Description:

Scan of ceiling above
balcony doorway on
north wall of classroom
207.

Scan Number: 71




Hinsdale Middle School
100 South Garfield Ave.
Hinsdale, Illinois
IES Project No: 915-01

Date: 12/3/13

Description:

Scan of ceiling/wall
intersection along west
wall of classroom 207.

Scan Number: 72




Hinsdale Middle School
100 South Garfield Ave.
Hinsdale, Illinois
IES Project No: 915-01

Date: 12/3/13

Description:

Scan of ceiling along
south wall (opposite
room R241).

Scan Number: 73




Hinsdale Middle School
100 South Garfield Ave.
Hinsdale, Illinois
IES Project No: 915-01

Date: 12/3/13

Description:

Scan of ceiling/wall
intersection in southwest
corner of classroom 207.

Scan Number: 74




Hinsdale Middle School
100 South Garfield Ave.
Hinsdale, Illinois
IES Project No: 915-01

Date: 12/3/13

Description:

Scan of ceiling on west side of MRC (looking towards center of room).

Scan Number: 75



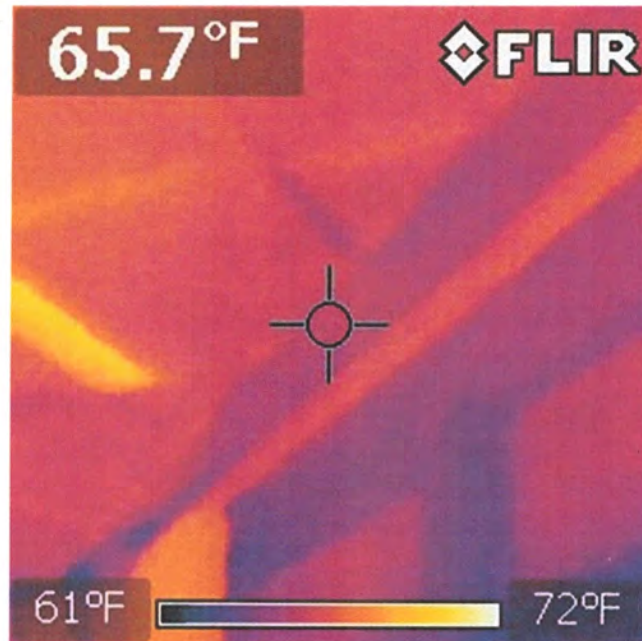
Hinsdale Middle School
100 South Garfield Ave.
Hinsdale, Illinois
IES Project No: 915-01

Date: 12/3/13

Description:

Scan of ceiling/wall intersection adjacent to balcony doorway on west wall of classroom 214.

Scan Number: 76



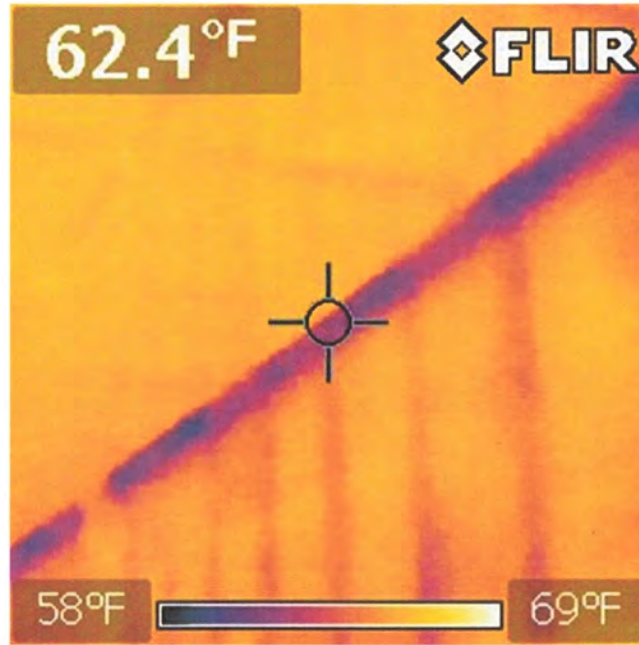
Hinsdale Middle School
100 South Garfield Ave.
Hinsdale, Illinois
IES Project No: 915-01

Date: 12/3/13

Description:

Scan of west
wall/ceiling intersection
in classroom 214.

Scan Number: 77



Hinsdale Middle School
100 South Garfield Ave.
Hinsdale, Illinois
IES Project No: 915-01

Date: 12/3/13

Description:

Scan of wall/ceiling
intersection in southwest
corner of classroom 214.

Scan Number: 78

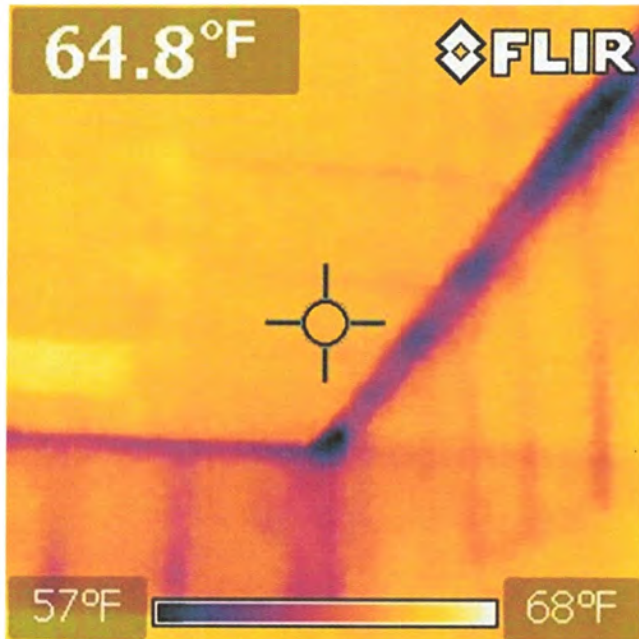
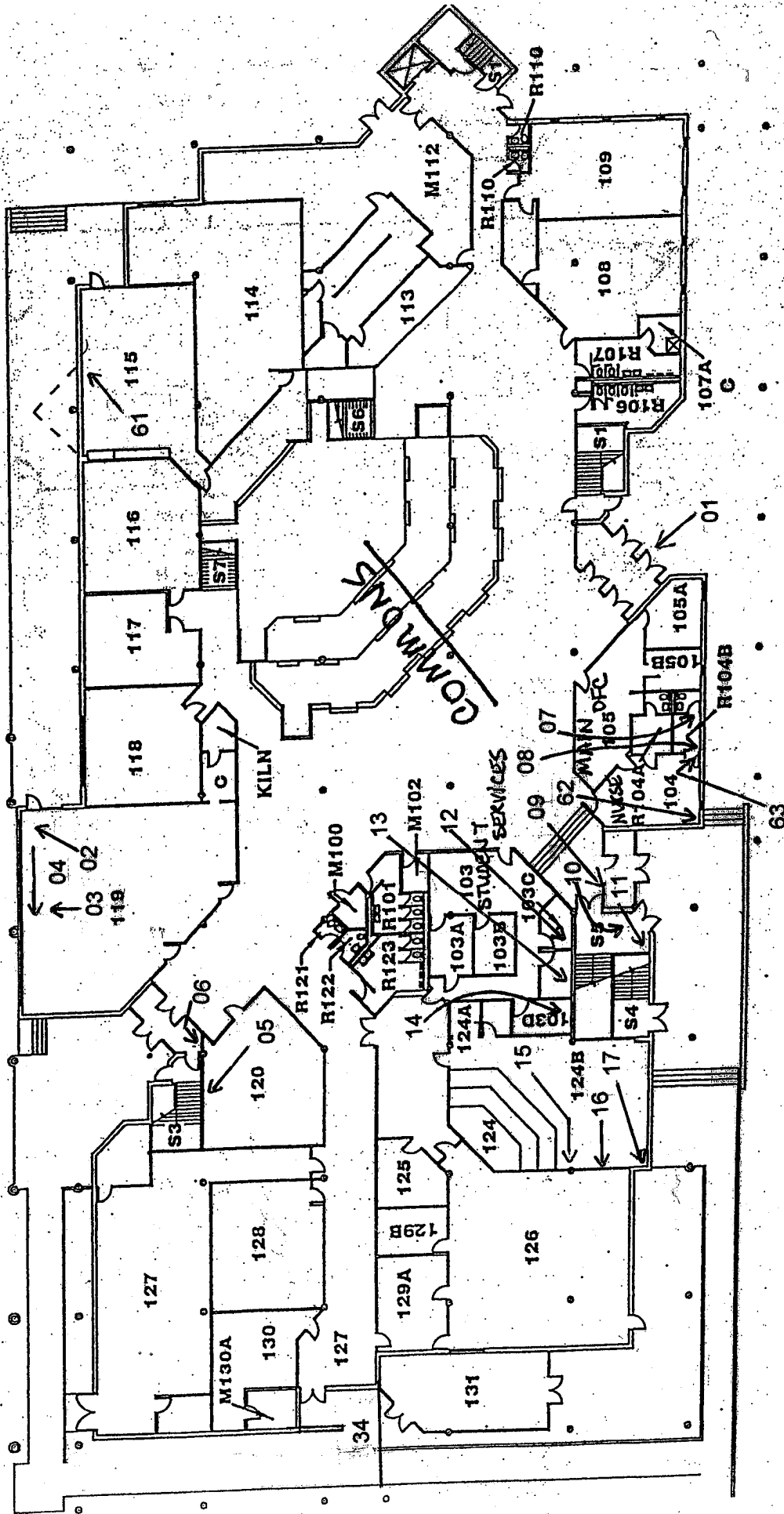


EXHIBIT E



IAQ ASSESSMENT
THERMAL IMAGE
LOCATION DIAGRAM



NORTH

IES NO.: 915-01

DRAWN BY: GT
DATE: 01/08/14

NO SCALE

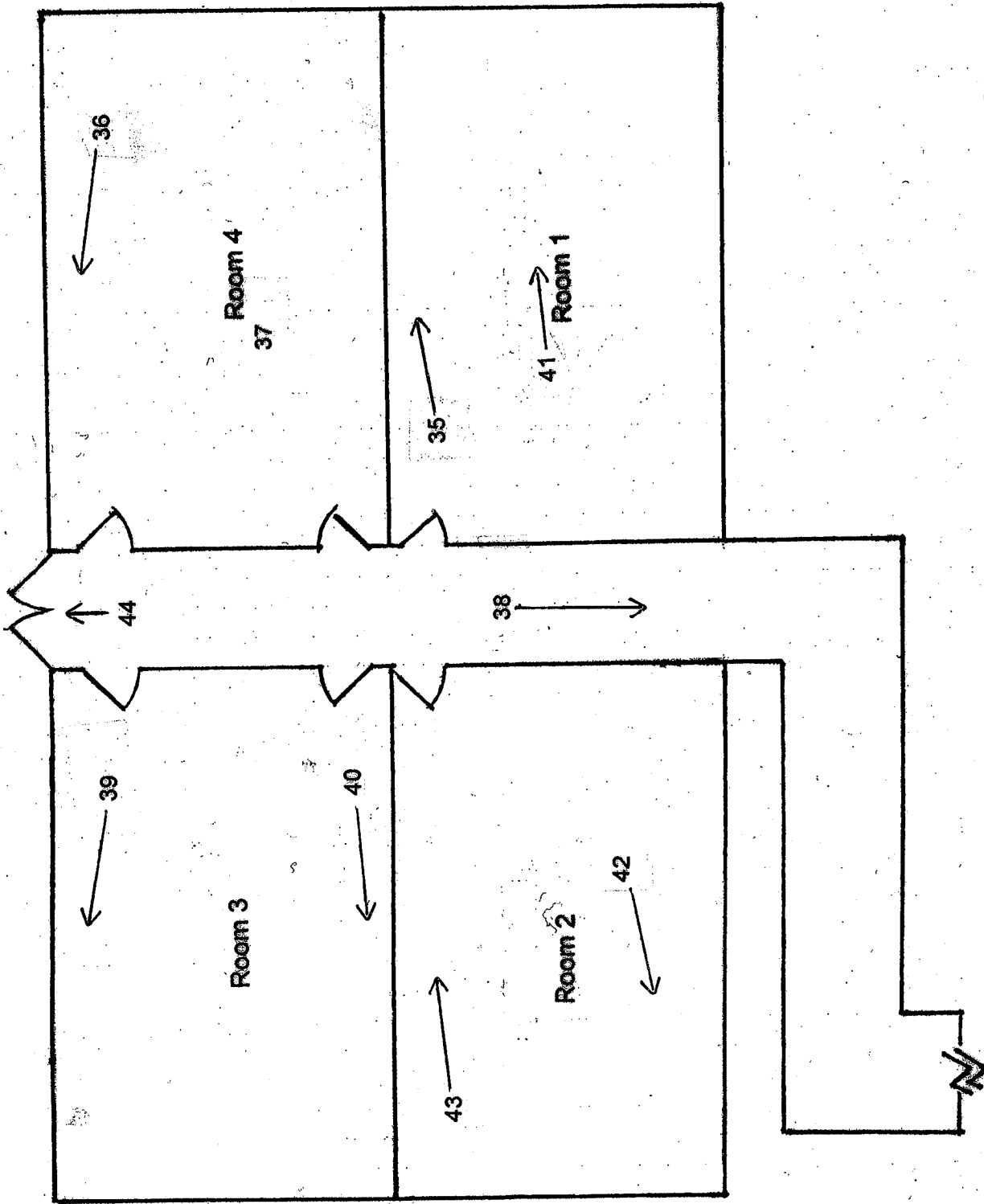
FIRST FLOOR

PROJECT: HINSDALE MIDDLE SCHOOL
100 SOUTH GARFIELD AVENUE
HINSDALE, ILLINOIS

OWNER: COMMUNITY CONSOLIDATED SCHOOL DIST. 181
6010 SOUTH ELM STREET
BURR RIDGE, ILLINOIS

INTEGRITY
ENVIRONMENTAL SERVICES, INC.

1240 IROQUOIS DRIVE, SUITE 102
NAPERVILLE, ILLINOIS 60563
(630) 718-9133
(630) 718-9114 (FAX)



IAQ ASSESSMENT
 THERMAL IMAGE
 LOCATION DIAGRAM



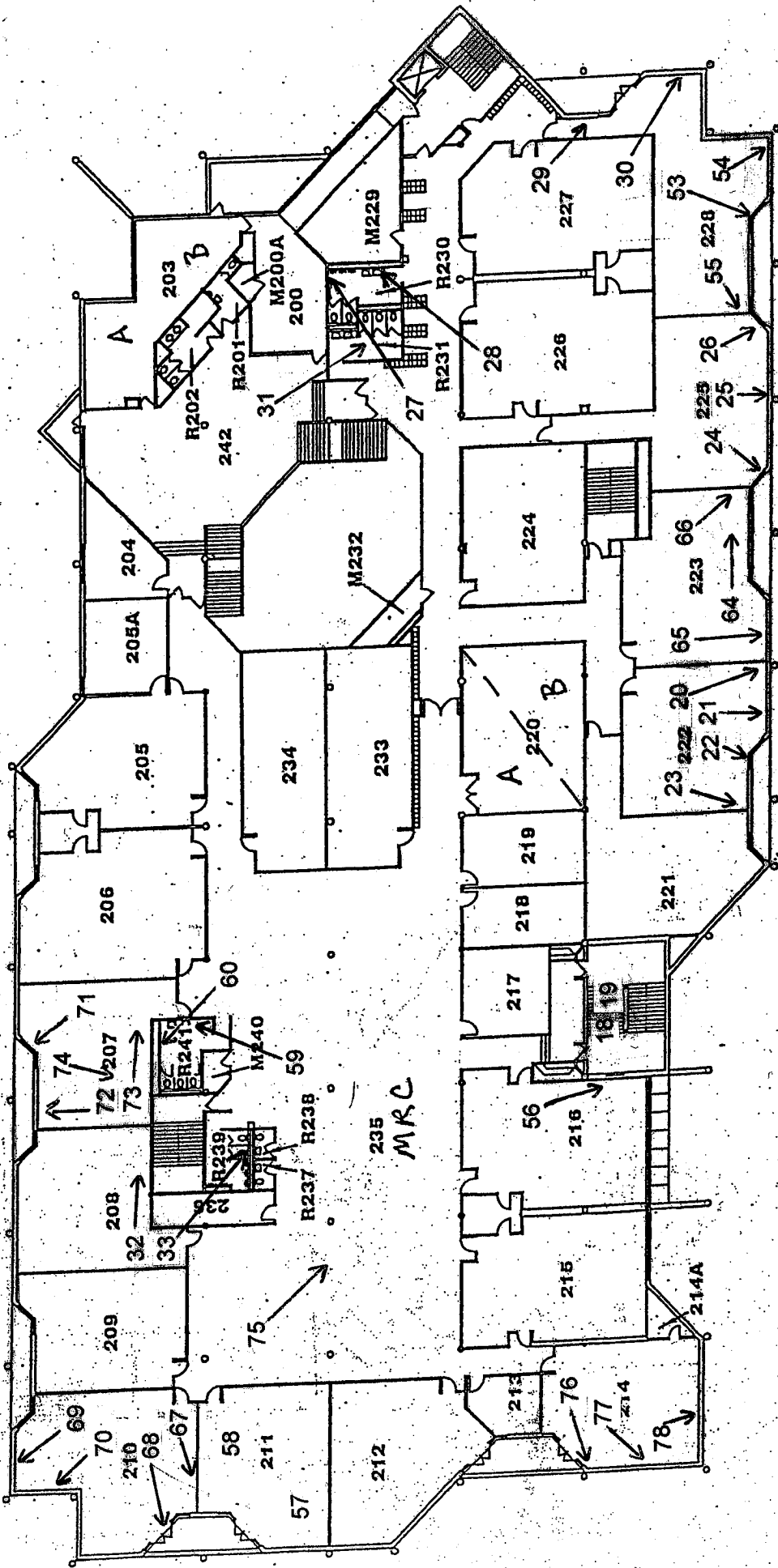
IES NO.: 915-01
 DRAWN BY: GT
 DATE: 01/08/14
 NO SCALE

PROJECT: HINSDALE MIDDLE SCHOOL
 100 SOUTH GARFIELD AVENUE
 HINSDALE, ILLINOIS


OWNER: COMMUNITY CONSOLIDATED SCHOOL DIST. 181
 6010 SOUTH ELM STREET
 BURR RIDGE, ILLINOIS

INTEGRITY
 ENVIRONMENTAL SERVICES, INC.

1240 IRONGUINS DRIVE, SUITE 102
 NAPERVILLE, ILLINOIS 60563
 (630) 719-1133
 (630) 719-1114 (FAX)



IAQ ASSESSMENT
 THERMAL IMAGE
 LOCATION DIAGRAM

 NORTH

IES NO.: 915-01

DRAWN BY: GT
 DATE: 01/08/14

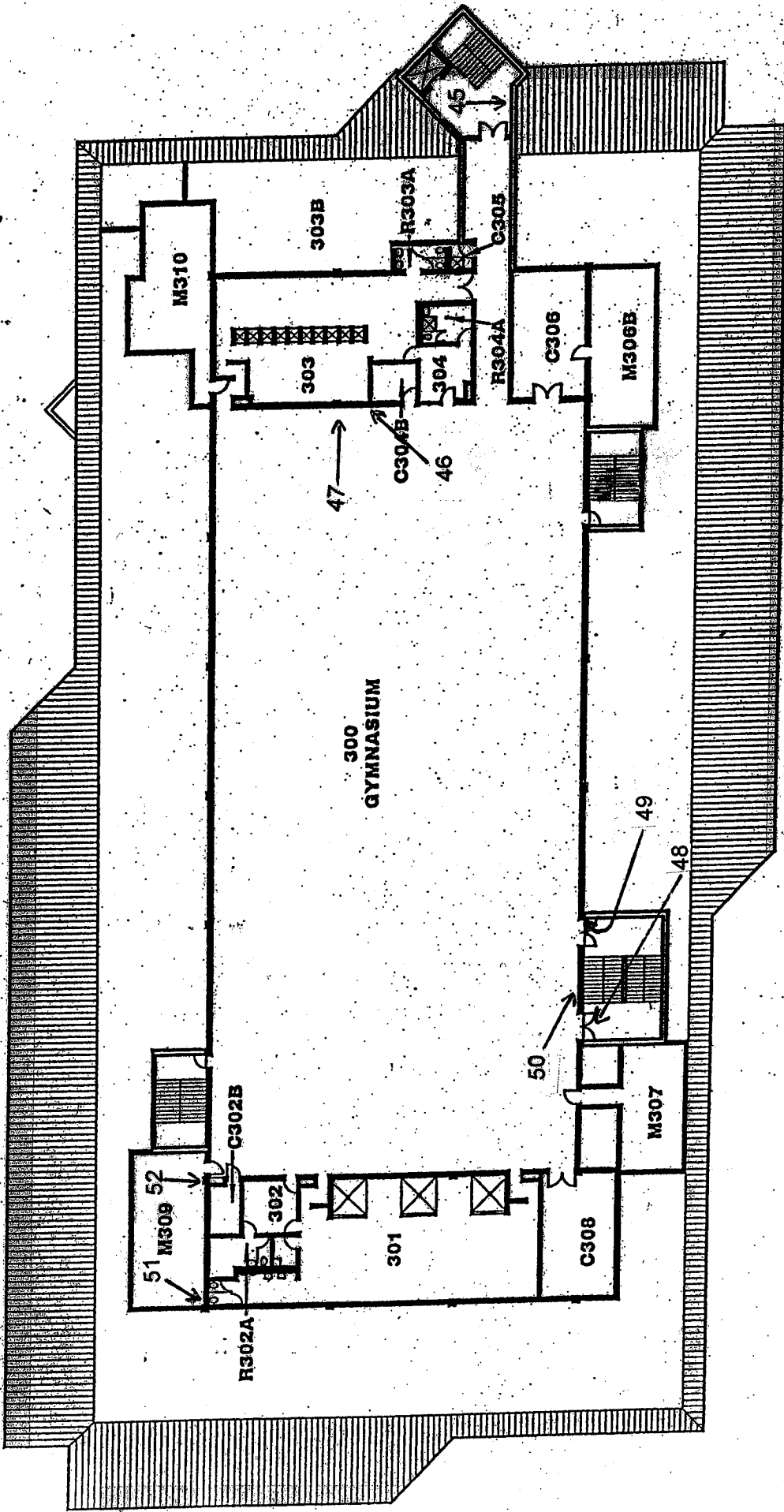
NO SCALE

PROJECT: HINSDALE MIDDLE SCHOOL
 100 SOUTH GARFIELD AVENUE
 HINSDALE, ILLINOIS

OWNER: COMMUNITY CONSOLIDATED SCHOOL DIST. 181
 6010 SOUTH ELM STREET
 BURR RIDGE, ILLINOIS

INTEGRITY
 ENVIRONMENTAL SERVICES, INC.

1240 IROQUOIS DRIVE, SUITE 102
 NAPERVILLE, ILLINOIS 60563
 (630) 718-9133
 (630) 718-9114 (FAX)



IAQ ASSESSMENT
THERMAL IMAGE
LOCATION DIAGRAM



THIRD FLOOR

DRAWN BY: GT
DATE: 01/08/14
IES NO.: 915-01

NO SCALE

PROJECT: HINSDALE MIDDLE SCHOOL
100 SOUTH GARFIELD AVENUE
HINSDALE, ILLINOIS

OWNER: COMMUNITY CONSOLIDATED SCHOOL DIST. 181
6010 SOUTH ELM STREET
BURR RIDGE, ILLINOIS

INTEGRITY
ENVIRONMENTAL SERVICES, INC.
1240 IROQUOIS DRIVE, SUITE 102
NAPERVILLE, ILLINOIS 60563
(630) 718-9133
(630) 718-9114 (FAX)

EXHIBIT F

Hinsdale Middle School
100 South Garfield Ave.
Hinsdale, Illinois
IES Project No: 915-01

Date: 12/12/13

Description:

View of dust on supply
vent diffuser in Room
M112 (Maintenance
Area).

Photo Number: 1




Hinsdale Middle School
100 South Garfield Ave.
Hinsdale, Illinois
IES Project No: 915-01

Date: 12/12/13

Description:

View of dust on supply
vent diffuser hallway,
adjacent to Room 120.

Photo Number: 2




Hinsdale Middle School
100 South Garfield Ave.
Hinsdale, Illinois
IES Project No: 915-01

Date: 12/12/13

Description:

View of HVAC duct interior with fan blades in commons area. Note that duct is not continually lined.

Photo Number: 3



Hinsdale Middle School
100 South Garfield Ave.
Hinsdale, Illinois
IES Project No: 915-01

Date: 12/12/13

Description:

Additional view of HVAC duct interior in commons area. Note that duct is not continually lined.

Photo Number: 4



Hinsdale Middle School
100 South Garfield Ave.
Hinsdale, Illinois
IES Project No: 915-01

Date: 12/12/13

Description:

View of return air vent cover in classroom 119.
Note presence of large amount of dust build-up on vent cover.

Photo Number: 5




Hinsdale Middle School
100 South Garfield Ave.
Hinsdale, Illinois
IES Project No: 915-01

Date: 12/23/13

Description:

View of return air vent cover in classroom 116.
Note presence of large amount of dust build-up on vent cover and vent hood.

Photo Number: 6



Hinsdale Middle School
100 South Garfield Ave.
Hinsdale, Illinois
IES Project No: 915-01

Date: 12/23/13

Description:

View of recent water stain on ceiling tile in northeast corner of classroom 116. Water stain surrounds sprinkler head.

Photo Number: 7



Hinsdale Middle School
100 South Garfield Ave.
Hinsdale, Illinois
IES Project No: 915-01

Date: 12/23/13

Description:

View of fiberglass lined supply duct interior above ceiling in portable classroom 3. Note presence of small bits of debris within duct.

Photo Number: 8



Hinsdale Middle School
100 South Garfield Ave.
Hinsdale, Illinois
IES Project No: 915-01

Date: 12/23/13

Description:

View of supply vent
cover on ceiling of
portable classroom 1.

Photo Number: 9



Hinsdale Middle School
100 South Garfield Ave.
Hinsdale, Illinois
IES Project No: 915-01

Date: 12/23/13

Description:

View of fiberglass lined
supply duct interior
above ceiling in portable
classroom 1. Note
presence of small bits of
debris within duct.

Photo Number: 10



Hinsdale Middle School
100 South Garfield Ave.
Hinsdale, Illinois
IES Project No: 915-01

Date: 12/12/13

Description:

View of supply duct
access hatch above
ceiling on south wall of
classroom 228.

Photo Number: 11



Hinsdale Middle School
100 South Garfield Ave.
Hinsdale, Illinois
IES Project No: 915-01

Date: 12/23/13

Description:

View of dust-covered
interior surface of
supply duct access hatch
above ceiling on south
wall of classroom 228.

Photo Number: 12



Hinsdale Middle School
100 South Garfield Ave.
Hinsdale, Illinois
IES Project No: 915-01

Date: 12/23/13

Description:

View of dust-covered
interior surface of
supply duct above
ceiling on south wall of
classroom 228.

Photo Number: 13



Hinsdale Middle School
100 South Garfield Ave.
Hinsdale, Illinois
IES Project No: 915-01

Date: 12/23/13

Description:

View of open return
duct in close proximity
to spray-applied
fireproofing above
ceiling of MRC.

Photo Number: 14



Hinsdale Middle School
100 South Garfield Ave.
Hinsdale, Illinois
IES Project No: 915-01

Date: 12/23/13

Description:

Additional view of open
return duct in close
proximity to spray-
applied fireproofing
above ceiling of MRC.

Photo Number: 15



Hinsdale Middle School
100 South Garfield Ave.
Hinsdale, Illinois
IES Project No: 915-01

Date: 12/23/13

Description:

View of fiberglass-lined
HVAC return duct on
northeast side of
gymnasium by P.E.
Office. Note how dusty
lining appears. (Photo
turned sideways)

Photo Number: 16



Hinsdale Middle School
100 South Garfield Ave.
Hinsdale, Illinois
IES Project No: 915-01

Date: 12/23/13

Description:

View of water-stained
ceiling tile above
gymnasium door in
stairwell S1.

Photo Number: 17



Hinsdale Middle School
100 South Garfield Ave.
Hinsdale, Illinois
IES Project No: 915-01

Date: 12/23/13

Description:

View of water-stained
drywall above water-
stained ceiling tiles in
stairwell S1.

Photo Number: 18



Hinsdale Middle School
100 South Garfield Ave.
Hinsdale, Illinois
IES Project No: 915-01

Date: 12/23/13

Description:

View of rust on metal ceiling deck above lay-in ceiling in stairwell S1. Rust is indication of past water intrusion.

Photo Number: 19



Hinsdale Middle School
100 South Garfield Ave.
Hinsdale, Illinois
IES Project No: 915-01

Date: 12/23/13

Description:

View of additional water-stained ceiling tiles in stairwell S1.

Photo Number: 20



Hinsdale Middle School
100 South Garfield Ave.
Hinsdale, Illinois
IES Project No: 915-01

Date: 12/23/13

Description:

View of caulk-covered flashing on mansard-style roof outside classroom 223 on building's south side. Notice how caulk is cracked.

Photo Number: 21



Hinsdale Middle School
100 South Garfield Ave.
Hinsdale, Illinois
IES Project No: 915-01

Date: 12/23/13

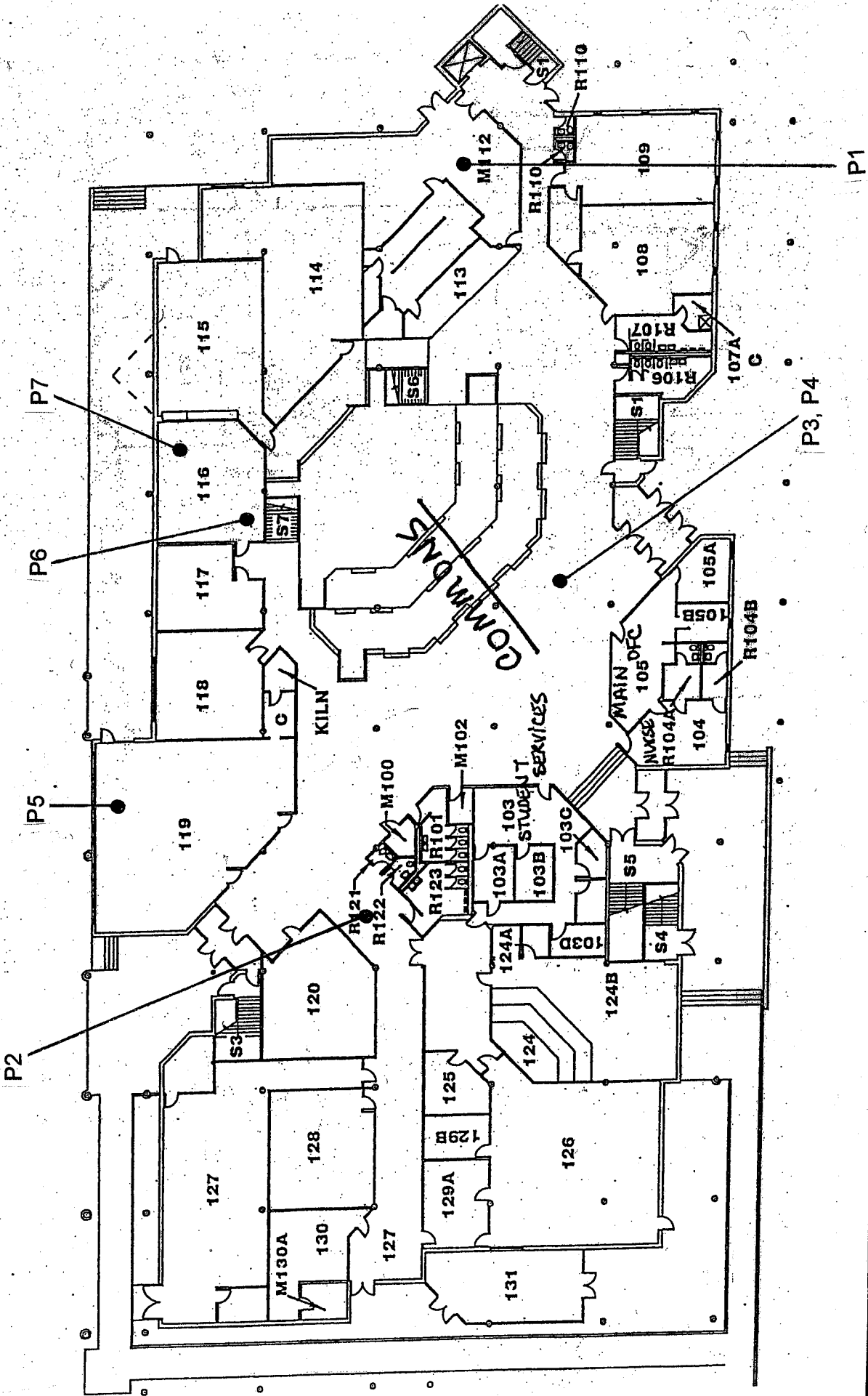
Description:

View of caulk-covered flashing on mansard-style roof outside classroom 221 on building's south side. Notice how caulk is cracked.

Photo Number: 22



EXHIBIT G



INTEGRITY
 ENVIRONMENTAL SERVICES, INC.
 1240 IROQUOIS DRIVE, SUITE 102
 NAPERVILLE, ILLINOIS 60563
 (630) 718-9133
 (630) 718-9114 (FAX)

PROJECT: HINSDALE MIDDLE SCHOOL
 100 SOUTH GARFIELD AVENUE
 HINSDALE, ILLINOIS

OWNER:
 COMMUNITY CONSOLIDATED SCHOOL DIST. 181
 6010 SOUTH ELM STREET
 BURR RIDGE, ILLINOIS

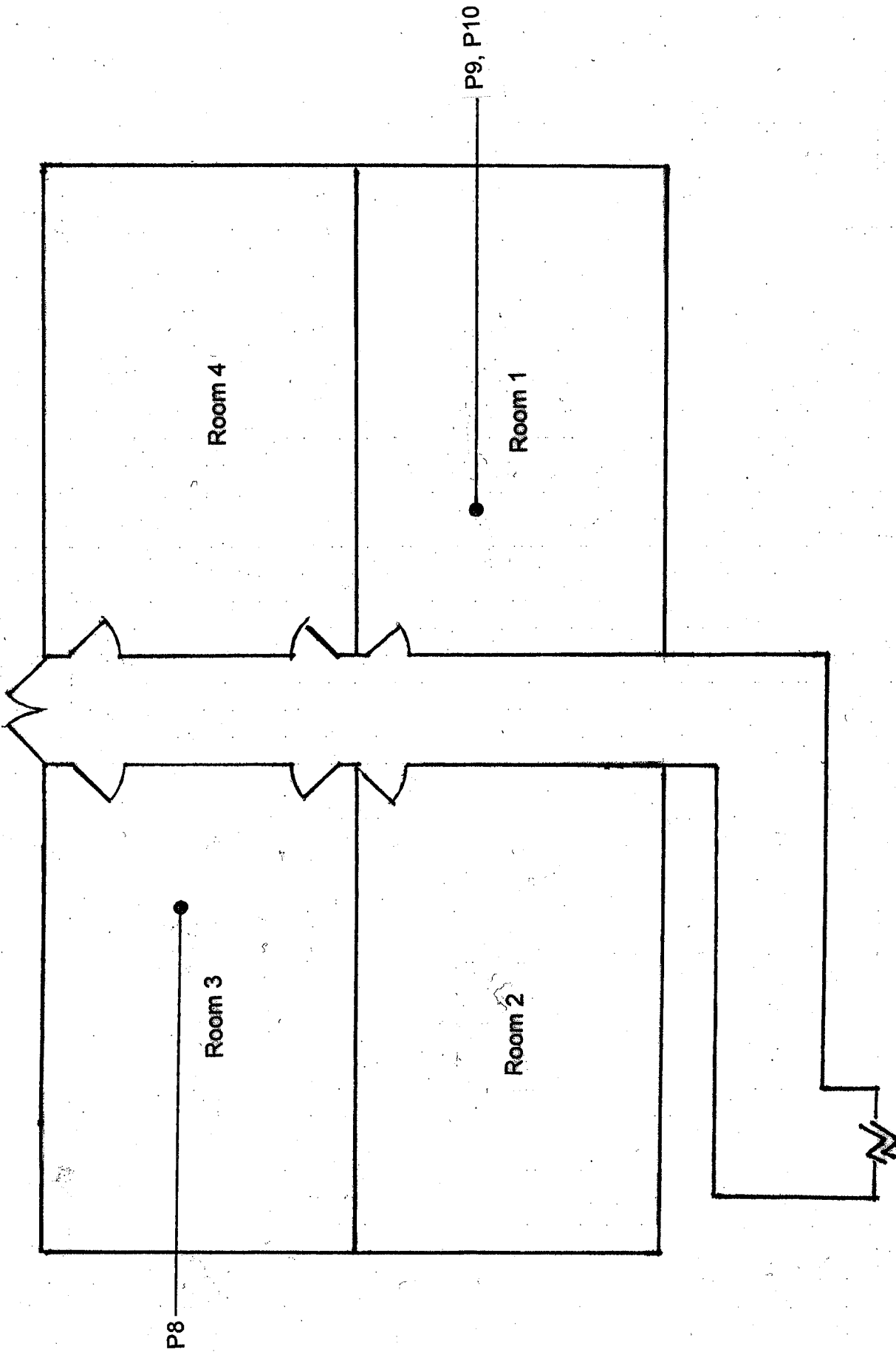
DRAWN BY: GT
 DATE: 01/08/14

IES NO.: 915-01

NO SCALE

IAQ ASSESSMENT
 PHOTOGRAPH
 LOCATION DIAGRAM

FIRST FLOOR



INTEGRITY
ENVIRONMENTAL SERVICES, INC.

1240 IROQUOIS DRIVE, SUITE 102
NAPERVILLE, ILLINOIS 60563
(630) 7189133
(630) 7189114 (FAX)

PROJECT: HINSDALE MIDDLE SCHOOL
100 SOUTH GARFIELD AVENUE
HINSDALE, ILLINOIS

OWNER: COMMUNITY CONSOLIDATED SCHOOL DIST. 181
6010 SOUTH ELM STREET
BURR RIDGE, ILLINOIS

DRAWN BY: GT
DATE: 01/08/14

IES NO.: 915-01

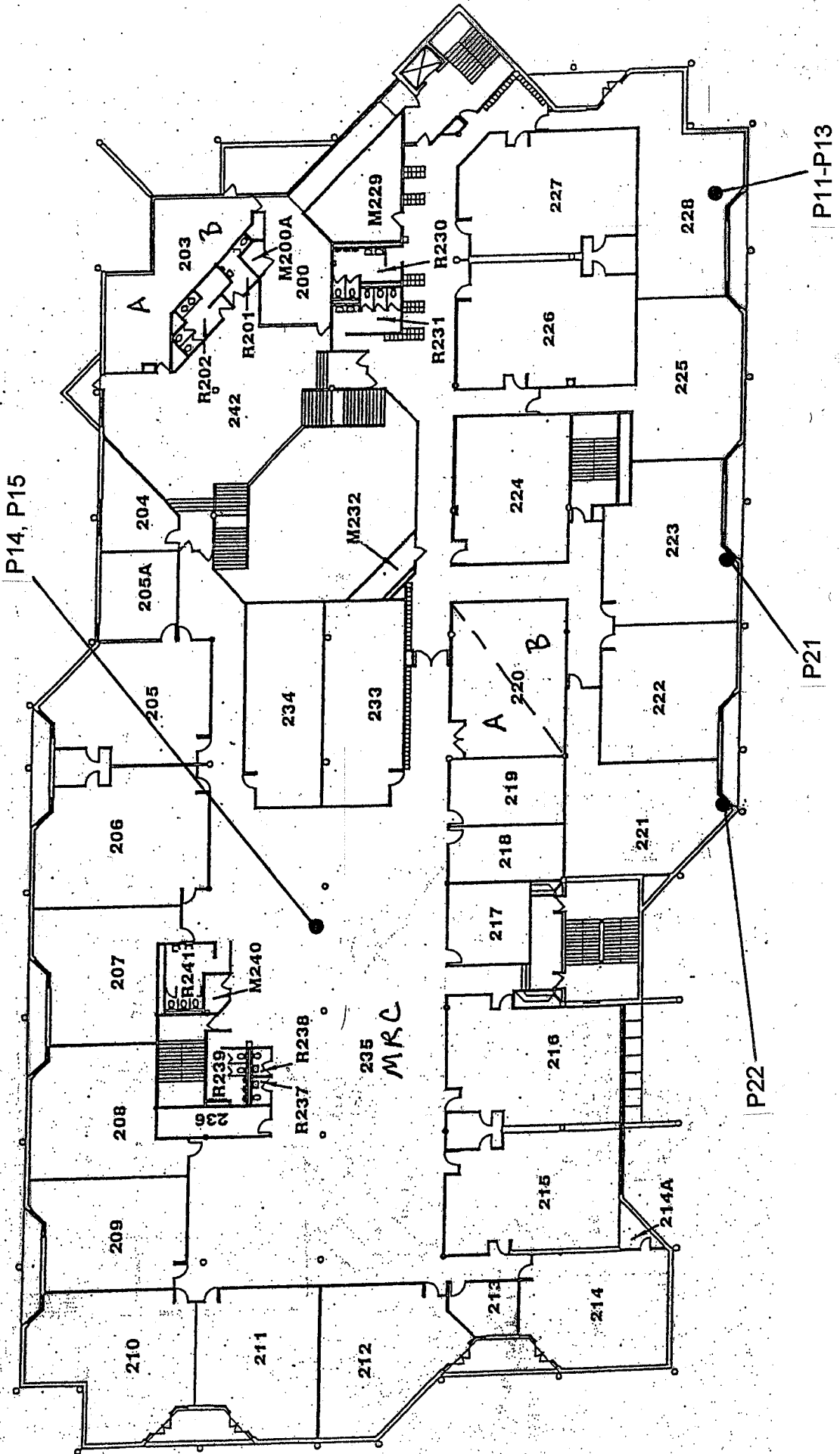
NO SCALE



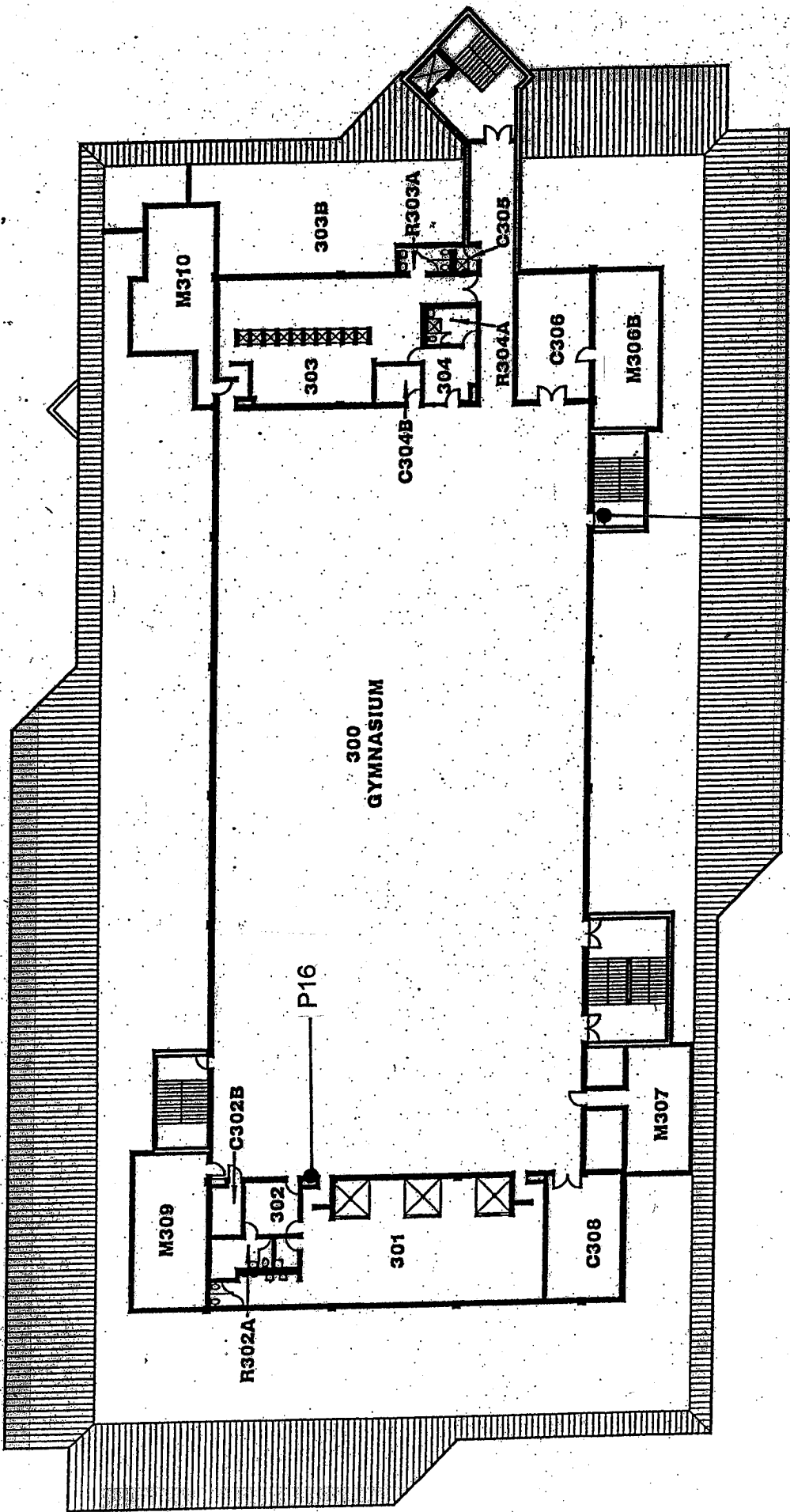
NORTH

IAQ ASSESSMENT
SAMPLE LOCATION
DIAGRAM

PORTABLE BUILDING



<p>INTEGRITY ENVIRONMENTAL SERVICES, INC.</p> <p>1240 IROQUOIS DRIVE, SUITE 102 NAPERVILLE, ILLINOIS 60563 (630) 7189133 (630) 7189114 (FAX)</p>	<p>PROJECT: HINSDALE MIDDLE SCHOOL 100 SOUTH GARFIELD AVENUE HINSDALE, ILLINOIS</p> <p>OWNER: COMMUNITY CONSOLIDATED SCHOOL DIST. 181 6010 SOUTH ELM STREET BURR RIDGE, ILLINOIS</p>	<p>DRAWN BY: GT DATE: 01/08/14</p> <p>IES NO.: 915-01</p> <p>NO SCALE</p>	<p>IAQ ASSESSMENT PHOTOGRAPH LOCATION DIAGRAM</p> <p>SECOND FLOOR</p>
---	--	---	---



IAQ ASSESSMENT PHOTOGRAPH LOCATION DIAGRAM

THIRD FLOOR



DRAWN BY: GT
DATE: 01/08/14

IES NO.: 915-01


NO SCALE

PROJECT: HINSDALE MIDDLE SCHOOL
100 SOUTH GARFIELD AVENUE
HINSDALE, ILLINOIS

OWNER: COMMUNITY CONSOLIDATED SCHOOL DIST. 181
6010 SOUTH HELM STREET
Burr Ridge, Illinois

INTEGRITY
ENVIRONMENTAL SERVICES, INC.

1240 IROQUOIS DRIVE, SUITE 102
NAPERVILLE, ILLINOIS 60563
(630) 7189139
(630) 7189114 (FAX)



DEFINITIONS

MOLD FUNGI AND SPORES –

An estimated 100,000 species of fungi are known to exist. Fungi may be single celled or multi-cellular. Various organisms such as yeasts, mushrooms, morels, truffles, and molds are actually fungi. Fungal growth is affected by moisture, temperature, and light. All humans are exposed to fungi through inhalation and ingestion, apparently, with no ill health effects. Many fungi are used as foods and sources of drugs that help fight disease. Most fungi are saprophytic, feeding on dead and decaying organic matter. Some species of fungi, however, are known to cause infectious diseases in humans. In most cases, the fungi are unable to cause disease in persons with a healthy immune system.

Three (3) types of fungal infections exist. They are defined as:

1. **Systemic Infection:** Caused by the inhalation of certain fungal spores. Most of these infections produce little or no symptoms.
2. **Opportunistic Infection:** Limited to those with impaired immunological defenses. In this situation, infection is secondary to a primary disease. Species of *Aspergillus*, *Cladosporium*, *Mucor*, *Rhizopus* and *Cryptococcus* are common opportunistic fungi.
3. **Dermatophytes:** A group of fungi that infect the hair, skin and nails. Direct contact with an infected individual or the sharing of items such as grooming utensils or clothes is usually how the infection is transmitted. Transmission to humans from an environmental source is rare.

Fungi produce toxic metabolites called mycotoxins. Mycotoxins are present in both spores and viable fungi. Usually, inhalation exposure of mycotoxins occurs following the disturbance of a contaminated source.

Fungi also produce volatile organic compounds (VOCs) while growing. Some of these compounds have noticeable odors that many people find offensive. It is thought that exposure to these VOCs may be generally responsible for some building-related symptoms (BRSs).

The following is a description of each genus of fungi found within the Community Consolidated School District 181's Hinsdale Middle School:

Alternaria sp.: Spores were found on air samples collected in Classroom 3 of the portable building, and Room 209. Spores were also found on the microvac carpet dust samples collected in both Classroom 1 and Classroom 3 of the portable building, the Commons Area, Student Services Office, and in the Main Office. This fungus is very common, found both indoors and outdoors in soil, dead organic debris, foodstuffs, and textiles. This mold is a plant pathogen and is one of the main fungal causes of allergies.

Ascospores: A spores was found on the air samples collected in Classroom 3 of the portable building, Room 136 in the Student Services Office, Room 115, Room 211, the gymnasium, and on the air sample collected outside of the building. Spores were also found on the microvac carpet dust samples collected in both the hall and Classroom 3 of the portable building, the MRC, the Commons Area, and the Main Office. These spores were not positively identified. They are possibly from species of *Alternaria*, *Aspergillus*, *Cladosporium*, or *Penicillium* among others.

Aspergillus sp.: Spores were found exclusively on the air sample collected outside of the building. This fungus is associated with grains, nuts, cotton, organic debris and water damaged building materials. This is the most common group of fungi in our environment. Sixteen (16) of the over 160 species of *Aspergillus* are known to act as agents of etiological disease in humans. These diseases are fairly uncommon and do not normally occur in people with healthy immune systems. The spores produced by *Aspergillus sp.* appear very similar to the spores produced by *Penicillium sp.*

Cladosporium sp.: Spores were found on air samples collected in the Nurse's Office, Room 136 in the Student Services Office, Room 124, Classroom 3 of the portable building, Room 120, Room 227, Room 225, Room 235, Room 211, the gymnasium, and on the air sample collected outside of the building. Spores were also found on the microvac carpet dust samples collected in the MRC, the Commons Area, and in Room 136 in the Student Services, Office, This fungus is commonly found both indoors and outdoors and is often located in spaces where condensation is collected and/or where there is poor ventilation. It is commonly found on the surface of fiberglass duct lining inside supply ducts. It is a common cause of allergies and hay fever and has also been associated with various skin and eye infections acquired by immune compromised individuals.

Coelomycetes: Spores were found on the microvac carpet dust samples collected in the MRC and in the Commons Area. The term "coelomycetes" is used to describe asexual fungi that form conidia in a cavity or a mat-like cushion of hyphae. While known to cause allergies, these fungi do not typically cause disease in humans. Spores can be found on many substrates, including ceiling tile and linoleum. Spores may have little effect on the indoor air because the spores of many genera are not easily dislodged by air currents.

- Epicoccum sp.:* Spores were found on air samples collected in Classroom 3 of the portable building, Room R230 (boys' restroom), the MRC, Room R239 (boys' restroom), and on the air sample collected outside of the building. Spores were also found on the microvac carpet dust samples collected in the MRC and Classroom 3 of the portable building. This fungus is commonly found in plants, soils, grains, textiles and paper products. It is usually found in association with *Cladosporium* and *Aureobasidium*. Considered to be a saprophyte, *Epicoccum*, is routinely found on air samples and occasionally found in dust samples. This fungus is reported to be an allergen.
- Myrothecium sp.:* Spores were found on the microvac carpet dust samples collected in the Commons Area. This fungus is found on grasses, plants and soil. It is reported to be an indoor contaminant but its occurrence is rare. It is not reported as a human pathogen.
- Myxomycetes:* Spores were found on almost every air sample collected both inside and outside of the school building with the exception of the MRC, Room 210 and Room 211. Spores were also found on all of the microvac carpet dust samples collected in the school building. Myxomycetes are usually found outdoors on decaying plant material. They are easily dispersed by wind in their dry phase and occasionally are found in indoor environments. Under 600x microscopy, Myxomycetes are indistinguishable from smuts.
- Penicillium sp.:* Spores were found exclusively on the air sample collected outside of the building. A large number of organisms belong to this genus. This fungus is commonly found in soil, food, cellulose, paint, grains, compost piles, carpet, wall paper, and in interior fiberglass duct insulation. It is reported to cause allergic reactions on skin and in susceptible individuals, may cause among other infections, hypersensitivity pneumonitis or allergic alveolitis. Some species can produce various mycotoxins that are harmful to humans. The spores produced by *Penicillium sp.* appear very similar to the spores produced by *Aspergillus sp.*
- Pithomyces sp.:* Spores were found on air samples collected Rooms R230 (the boys' restroom), 211, 210, and on the air sample collected outside of the building. Spores were also found on the microvac carpet dust samples collected in the hallway of and Classrooms 1 and 3 of the portable building, the MRC, the Commons Area, and the Student Services Office. This fungus is found on decaying plants. *Pithomyces sp.* produces a mycotoxin known as sporidesmin, which is an animal pathogen.

Rusts: Spores were found on the air samples collected in Classroom 3 of the portable building, the Commons Area, Room 120, and in Room R230 (boys' restroom). Spores were also found on the microvac carpet dust samples collected in the MRC and the Commons Area. Rusts are plant pathogens that develop in cool weather. Spread by wind and splashing water, rusts need water to reproduce and infect host plants.

Smuts: Spores were found on almost every air sample collected both inside and outside of the school building with the exception of the MRC, Room 210 and Room 211. Spores were also found on all of the microvac carpet dust samples collected in the school building. This allergen is a parasitic plant pathogen that needs a living host. Smuts are often found on corn, grass, weeds, flowering plants, and even other fungi. Smuts are distributed by wind. Under 600x microscopy, smuts are indistinguishable from mxomycetes.